

香港交易及結算所有限公司及香港聯合交易所有限公司對本文件之內容概不負責，對其準確性或完整性亦不發表任何聲明，並明確表示概不就因本文件全部或任何部分內容而產生或因依賴該等內容而引致之任何損失承擔任何責任。




Zijin Mining Group Co., Ltd.\*


紫金礦業集團股份有限公司

(一家於中華人民共和國註冊成立的股份有限公司)

(股票代碼：2899)



截至本公告之日，董事會成員包括執行董事陳景河先生（董事長）、鄒來昌先生、林泓富先生、林紅英女士、謝雄輝先生及吳健輝先生，非執行董事李健先生，以及



2025 5 26

\*

601899.SH

A

2899.HK

H









1



2

3

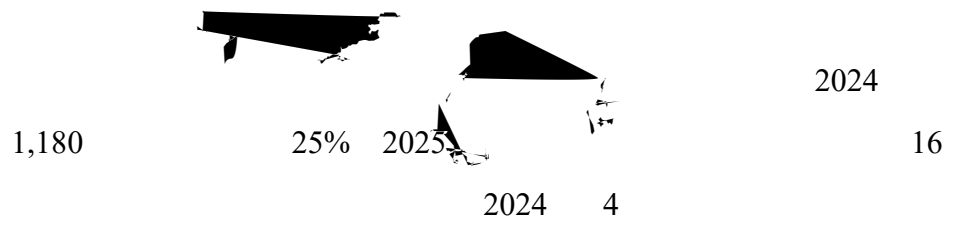


4



/

/



144A S 2 1 1933 1933

15%

15%





1

2025

2

2025

1

2

3

4

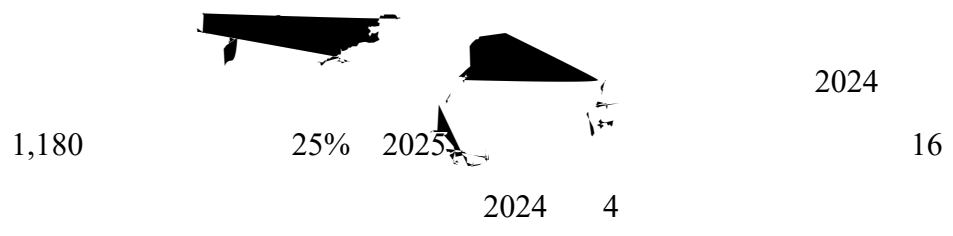
5

6





<http://www.sse.com.cn>



S  
144A

2

1

1933

1933

15%

15%



1

2025

2

2025

1

2

3

4

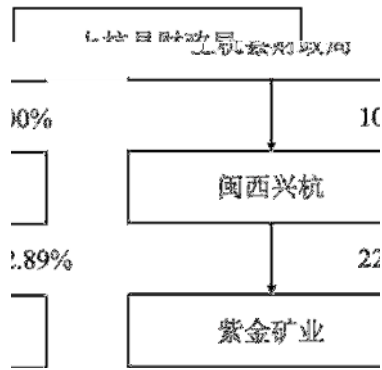
5

6



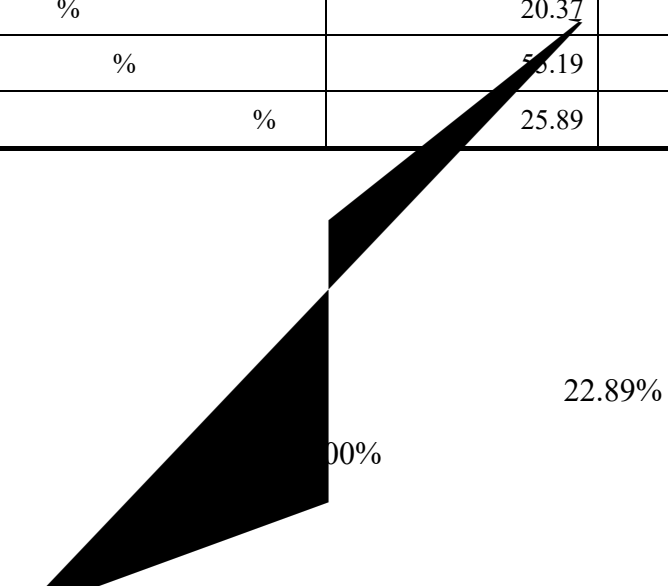


		Zijin Mining Group Company Limited			
		263,281	4		
				7987632G	
A				601899.SH	
H				2899.HK	
		2008 4	A	2003 12	H
				1	
				1	1811
			B		
		364200	361008		
		www.zjky.cn			
		dsh@zjky.cn			



2024		1.1		3,972.53
	2024		107	
73				
2022	2023	2024		
			2023	60468092_H01
2024	70007899_H01		2025	70007899_H01

	39,661,073.00	34,300,570.60	30,604,413.95
	21,888,000.10	20,464,290.97	18,158,869.40
	17,773,072.91	13,836,279.63	12,445,544.55
	13,978,552.50	10,750,594.33	8,894,278.05
	30,363,995.72	29,340,324.29	27,032,899.85
	4,807,772.52	3,128,747.14	2,999,285.10
	3,939,286.42	2,653,959.95	2,476,721.01
	3,205,060.24	2,111,941.96	2,004,204.60
	3,169,252.97	2,161,653.88	1,953,107.09
	4,886,034.68	3,686,006.60	2,867,850.24
	-3,223,844.71	-3,396,460.95	-5,098,095.18
	-442,887.09	-581,698.83	2,725,797.68
	1,195,568.83	-197,421.15	603,541.33
/	1.21	0.80	0.76
%	20.37	15.81	15.74
%	53.19	59.66	59.33
%	25.89	21.43	25.29



	2000 06 29

	36,800.00
	9135082370511151X7
	2000 6 29

100.00%

22.89%

36

12



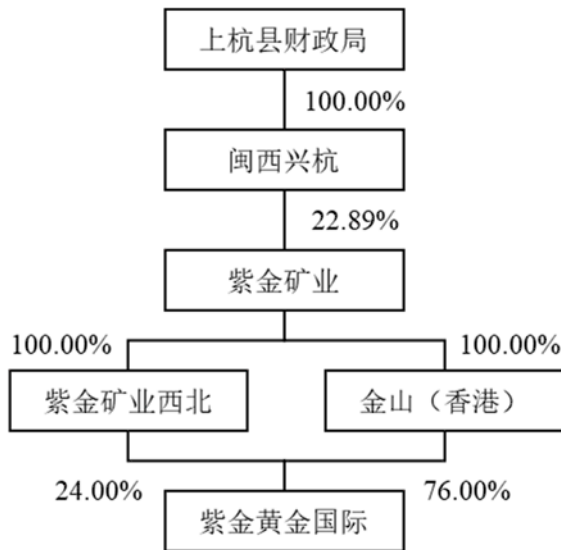
2024 6 H

H





	Zijin Gold International Company Limited
	38528292
	2007 10 22
	1 75 7503A Unit 7503A, Level 75, International Commerce Centre, 1 Austin Road West, Kowloon, Hong Kong



2007

2024

1			68.8%	333.09	99.06	10.03	
2			100%	327.91	125.99	8.18	
3			95%	195.13	103.41	7.46	
4			100%	166.40	76.87	4.07	
5	/		70%	94.90	42.47	4.95	
6			100%	89.00	34.60	6.40	
7			60%	39.85	30.35	3.70	
8			24.5%	553.51	184.08	1.43	

1

2

2025 4 16

ICSID

5

ESG

	3,918,823	3,702,435	2,953,353
	2,113,579	1,859,232	1,668,475
	2,126,778	1,594,842	1,268,726
	445,789	231,453	212,183



2025

2025 5 26

2008 4

60468092\_H01

2024

70007899\_H01

2023

2025

70007899\_H01

2022

2023

2024

316.93

195.31

211.19

664.82

6

1	A	320.51	211.19	200.42	732.12
2	B	316.93	216.17	195.31	728.40
1	C	34.75	16.43	13.99	65.17
2	D	33.18	16.70	13.71	63.59
1	a	100.00%	100.00%	100.00%	
1	$E=C*a$	34.75	16.43	13.99	65.17
2	$F=D*a$	33.18	16.70	13.71	63.59
1	$G=A-E$	285.76	194.76	186.43	666.95
2	$H=B-F$	283.75	199.47	181.60	664.82

	A	320.51	316.93	1,397.86
	B	34.75	33.18	168.39
	a	100%	100%	100%
	$C=B*a$	34.75	33.18	168.39
	$D=C/A$	/		12.05%
		=10.47%		

2024

316.93      2024

33.18

50%


2024

1,397.86      2024

168.39

1

30%



2025

70007899\_H01

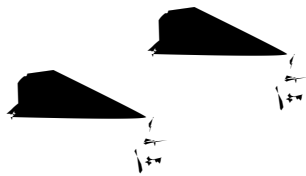
2024



H  
 2020  
 2020  
 Timok  
 Kakula  
 2022  
 2024  
 2024  
 2024  
 2012  
 2020  
 2023  
 2003  
 A  
 2008  
 2025  
 2024  
 6  
 59.70  
 A  
 Kamo-a-Kakula  
 Rakita  
 Kamo-a-  
 77,045.30  
 10%  
 10%  
 2024  
 2024  
 2024  
 2025

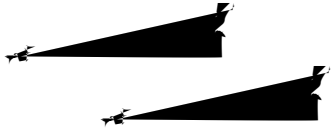
/ 2007 2007 12 31  
/ JV Zeravshan LLC 2.5 0.8  
2007 615 2007  
1.50% 1.12% 0.17%





2022-2024

1.27% 1.13% 1.64%






1

2

3

4







2025 4 29

20 2025

3 31 2025 4 28 21

2025 3 28 601899.SH

000001.SH 000819.SH

/	18.16	17.66	-2.75%
000001.SH	3,351.31	3,288.41	-1.88%
000819.SH	5,297.95	5,056.02	-4.57%
		-0.88%	
		-1.81%	

Wind

20

-2.75%

20%

20

-0.88% -1.81%

20%

2025 5 26

/

/ /  
/ / /



A

15

H

A H

2025 9

1

2

3

4

5

6



	8
	010-6087888
	010-6087029

	TB# 22 02 03 04
	0591-8875558
	0591-8878008

	1 17 01-12
	010-58153000
	010-85188298

（此页无正文，为《紫金矿业集团股份有限公司关于分拆所属子公司紫金黄金国际至香港联交所主板上市的预案》之盖章页）

1	Superb Pacific Limited	BVI	2011-07-05	1.00	USD	
2	Altynken Limited Liability Company		2006-04-05	10,000.00	KGS	
3	Zijin (America) Gold Mining Company Limited		2019-09-27	1,163,000,000.00	USD	
4	Realtin Mining Company Limited	BVI	2015-04-30	1.00	USD	
5	Continental Gold Inc.		2015-04-27	612,471,600.00	USD	
6	Continental Gold Limited		2010-03-30	240,689,452.50	USD	
7	Continental Gold Limited Sucre Colombia		2007-05-23	11,238,405,220.00	COP	
8	CGL International Holdings Limited		2011-12-19	10,000.00	USD	
9	CGL Berlin Holdings Limited		2011-12-19	10,000.00	USD	
10	CGL Berlin S.A.S.		2011-12-15	12,323,024,000.00	COP	
11	CGL Dominican Holdings Limited		2011-12-19	10,000.00	USD	
12	CGL Dominical S.A.S.		2011-12-15	261,705,000.00	COP	
13	CGL Greater Buritica Holdings Limited		2012-07-19	10,000.00	USD	
14	CGL Gran Buritica S.A.S		2012-08-14	14,258,940,000.00	COP	
15	Costa S.O.M.		1997-10-20	500,000.00	COP	
16	South America Minerals Limited		2012-07-19	6,000.00	USD	
17	Minerales Suramericana Holdings Limited		2011-12-19	10,000.00	USD	
18	Minerales Suramerica S.A.S.		2011-12-15	65,816,000.00	COP	
19	Minerales Suramerica Holdings II Limited		2018-05-14	10,000.00	USD	

20	Minerales Suramerica II S.A.S.		2018-05-11	100,000.00	COP	
21	Minerales Suramerica Holdings III Limited		2018-05-14	10,000.00	USD	
22	Andina Sur II S.A.S.		2018-05-11	100,000.00	COP	
23	Dojura Holdings Limited		2012-09-17	10,000.00	USD	
24	Dojura S.A.S.		2011-12-15	1,525,743,000.00	COP	
25	Guyana Goldfields Inc.		2005-03-02	221,872,304.00	USD	
26	Guygold Barbados Inc.		2004-10-07	732.00	USD	
27	Guy Gold Inc.		2004-03-24	732.00	USD	
28	Aurora Gold Barbados Inc.		2012-09-24	63,000,100.00	USD	
29	AGM Inc.		2011-11-16	63,000,500.00	USD	
30	Aranka Gold (Barbados) Inc.		2005-11-16	732.00	USD	
31	Aranka Gold Inc.		1953-02-18	732.00	USD	
32	Silver Source Group Limited	BVI	2022-07-27	1.00	USD	
33	Rosebel Gold Mines N.V.		2002-05-08	8,000,000.00	USD	
34	Gold Source Holdings Company Limited		2024-09-11	1.00	USD	
35	Zijin Golden Ridge Limited		2025-04-16	455,709,071.00	GHS	
36	Joint Venture Zeravshan Limited Liability Company		2008-12-23	73,474,747.00	TJS	
37	Zeravshan jewelry Co., Ltd		2023-01-27	53,000,000.00	TJS	
38	Norton Gold Fields Pty Ltd		2004-12-21	186,845,000.00	AUD	
39	Norton Gold Mine Pty Ltd		2004-09-14	100.00	AUD	

40	Australia Geoscience No2 Pty Ltd		2005-02-11	100.00	AUD	
41	Norton Coal Pty Ltd		2008-05-09	1.00	AUD	
42	Mount Morgan Mine Pty Ltd		2009-06-30	1.00	AUD	
43	Norton Operations Pty Ltd		2011-05-24	1.00	AUD	
44	Bellamel Mining Pty Ltd		2007-05-16	0.00	AUD	
45	Paddington Gold Pty Ltd		1983-06-20	2.00	AUD	
46	Norton Gold Holding Pty Ltd		2006-02-21	1.00	AUD	
47	Kalgoorlie Mining Company Pty Ltd		1999-12-21	60,659,931.60	AUD	
48	Kalgoorlie Mining Company (Bullant) Pty Ltd		2010-06-22	7,923,334.00	AUD	