

香港交易及結算所有限公司及香港聯合交易所有限公司對本文件之內容概不負責，對其準確性或完整性亦不發表任何聲明，並明確表示概不就因本文件全部或任何部分內容而產生或因依賴該等內容而引致之任何損失承擔任何責任。



Zijin Mining Group Co., Ltd.\*

紫金礦業集團股份有限公司

(一家於中華人民共和國註冊成立的股份有限公司)

(股票代碼：2899)

2023 12 31 299.93

	2023	12	31	
				299.93
	2023	12	31	
	5.38%			200.42
	2023	12	31	
	2023	12	31	
	20.87%			889.43

2023

2023 12 31

	<u>2023 12 31</u>	<u>2022 12 31</u>
	18,448,716,808	20,243,737,052
	5,307,044,685	5,093,808,339
	353,193,503	46,793,246
	553,119,452	729,421,153
14	7,777,908,320	7,916,964,606
	2,798,769,858	2,991,548,914
	2,677,321,890	3,795,206,862
	2,834,011,778	3,656,110,491
	29,289,613,313	28,103,963,625
	1,143,837,782	1,227,197,810
	26,351,841	-
	708,232,962	693,448,118
	6,063,611,366	5,193,052,562
	<u>77,628,540,055</u>	<u>79,644,459,532</u>
	379,661,490	321,929,780
	31,632,272,017	25,066,936,465
	13,719,080,444	10,545,595,648
	327,295,982	448,776,949
	81,465,916,360	72,746,422,792
	35,926,774,177	21,866,653,969
	334,369,349	332,279,217
	67,891,999,037	68,279,910,055
	692,156,206	717,723,949
	2,534,183,746	2,060,315,229
	2,079,296,604	1,647,300,510
	28,394,160,545	22,365,835,375
	<u>265,377,165,957</u>	<u>226,399,679,938</u>
	<u>343,005,706,012</u>	<u>306,044,139,470</u>

( )  
2023 12 31

		<u>2023年12月31日</u>	<u>2022年12月31日</u>
		20,989,471,669	23,666,315,501
		1,688,823,180	540,503,475
		<i>1,688,823,180</i>	<i>540,503,475</i>
		1,855,810,350	1,735,484,847
	15	14,428,441,602	11,757,464,637
		86,862,972	88,648,941
		6,163,764,972	7,412,075,704
		2,826,433,455	2,251,480,559
		3,437,761,165	3,144,610,780
		13,926,373,967	9,847,711,138
		12,857,294	-
		18,028,890,491	7,645,305,535
		736,941,988	3,080,302,719
		<hr/>	<hr/>
		84,182,433,105	71,169,903,836
		<hr/>	<hr/>
		77,530,909,080	68,819,578,332
		25,286,676,862	23,870,516,058
		<i>1,062,404,958</i>	<i>1,044,689,738</i>
		81,012,179	222,586,249
		3,434,886,729	3,272,675,848
		63,429,262	72,193,443
		4,306,965,597	3,877,025,144
		628,719,334	700,660,386
		7,470,695,107	7,482,000,554
		1,657,182,439	2,101,554,115
		<hr/>	<hr/>
		120,460,476,589	110,418,790,129
		<hr/>	<hr/>
		204,642,909,694	181,588,693,965
		<hr/>	<hr/>

( )  
2023 12 31

( )	<u>2023 12 31</u>	<u>2022 12 31</u>
	2,632,657,124	2,632,931,224
	25,866,060,607	25,551,506,136
	778,090,664	488,538,909
12	8,960,434,573	5,061,350,431
	187,666,512	60,634,043
	1,367,003,719	1,367,003,719
16	<u>69,270,211,452</u>	<u>54,757,893,854</u>
	107,505,943,323	88,942,780,498
	<u>30,856,852,995</u>	<u>35,512,665,007</u>
	<u>138,362,796,318</u>	<u>124,455,445,505</u>
	<u><u>343,005,706,012</u></u>	<u><u>306,044,139,470</u></u>

2023

	<u>2023年</u>	<u>2022年</u>
2	293,403,242,878	270,328,998,459
2	247,024,066,519	227,784,282,577
3	4,850,142,201	4,267,630,167
	766,391,252	619,893,797
	7,522,988,740	6,264,990,220
	1,566,908,894	1,231,551,616
4	3,268,491,732	1,904,994,525
	4,923,443,575	3,444,817,054
	1,942,652,632	1,353,854,350
	541,738,816	484,638,917
5	3,490,901,336	2,874,143,505
	3,697,642,136	3,743,044,810
6	(18,623,744)	(255,492,467)
7	(133,716,566)	(329,409,918)
8	(385,330,847)	(78,711,813)
	37,310,469	(5,217,763)
	<hr/>	<hr/>
	31,936,533,004	30,945,606,018
9	120,048,593	108,391,606
10	769,110,228	1,061,146,651
	<hr/>	<hr/>
	31,287,471,369	29,992,850,973
	4,747,871,900	5,225,640,850
	<hr/>	<hr/>
	26,539,599,469	24,767,210,123
	<hr/> <hr/>	<hr/> <hr/>
	26,539,599,469	24,767,210,123
	21,119,419,571	20,042,045,977
	5,420,179,898	4,725,164,146

2023 ( )

	<u>2023</u>	<u>2022</u>
	3,870,604,979	2,851,922,108
	2,701,152,758	(354,595,573)
	10,818,710	3,344,740
	21,016,535	(38,994,447)
	2,164,392	(1,502,455)
	2,833,062	4,921,131
	40,726,639	17,601,229
	1,091,892,883	3,221,147,483
	<u>384,282,364</u>	<u>777,394,246</u>
	<u>4,254,887,343</u>	<u>3,629,316,354</u>
	<u>30,794,486,812</u>	<u>28,396,526,477</u>
	24,990,024,550	22,893,968,085
	5,804,462,262	5,502,558,392
11	<u>0.80</u>	<u>0.76</u>
	<u>0.80</u>	<u>0.76</u>

2023

1.

1.

0%-13%  
10%-20%  
1%-7%  
15%-38%  
2%-6%  
2%-10%  
1%-9%  
2%-10%  
2.5%-8%

25%  
16.5%  
30%  
30%  
15%  
18%  
20%  
38%  
35%  
25%

1

25%-35%  
36%

1

2022 1 18

10%

0%

1% 20%

2023 ( )

1. ( )

2.

2027 12 31 2023 43 9 2023 1 1 5%

[2011]58

2020 23 2020 4 23 2021 1 1 2030 12 31 15% < > 2018 23

15%

(1) 15% 2023

(2) 15% 2023

(3) 15% 2023

(4) 15% 2023

(5) 2023 15%

(6) 15% 2023

2025 12 31 70% [2022]11 2023 [2021]9 2022 1 1 9% 2023

2023 ( )

1. ( )

2. ( )

2020 10 23 GR201735000251  
3 2023 12 28  
2023 2023  
2023 15%

GR202235001086 2022 12 14  
3 2023 15%

GR202153000647 2021 12 3  
3

2021

2019 60 15%  
2019 1 1 2021 12 31  
2022 4 2023 12 31 2023 38  
15% 2024 1 1 2027 12 31  
2023 15%

52  
50% 2023 8.25%  
2020 2024  
10%

2023 ( )

1. ( )

2023	2022
5,671,698,435	5,209,507,100
(923,826,535)	16,133,750
<u>4,747,871,900</u>	<u>5,225,640,850</u>

2023	2022
31,287,471,369	29,992,850,973
7,821,867,842	7,498,212,743
(3,086,525,880)	(2,184,628,926)
52,095,564	(25,260,633)
(698,421,812)	(591,592,293)
39,615,410	91,383,103
(33,079,072)	(44,513,054)
<u>652,319,848</u>	<u>482,039,910</u>
<u>4,747,871,900</u>	<u>5,225,640,850</u>

1

2	2023	3,743,044,810	3,697,642,136	2022	46,394,145
	2022	73,164,349			

2.

2023		2022	
291,735,233,839	245,768,716,557	268,083,852,868	225,958,518,291
1,668,009,039	1,255,349,962	2,245,145,591	1,825,764,286
<u>293,403,242,878</u>	<u>247,024,066,519</u>	<u>270,328,998,459</u>	<u>227,784,282,577</u>

2023 ( )

3.

2023

2022

2023 ( )

4.	( )			
	1		176,568,688	2022
		174,245,055	18,277,469	2022
			64,685,982	2022
				21,831,606
				56,745,377

2  
2023 2023 2022

5.			2023	2022
			3,697,642,136	3,743,044,810
			1,883,966	34,864,096
			33,943,373	20,783,503
	1		(316,070,971)	(960,447,256)
			73,502,832	35,898,352
			<u>3,490,901,336</u>	<u>2,874,143,505</u>

	1		2023	2022
	1		(163,486,784)	105,370,395
	2		(59,853,186)	(37,143,362)
	3		(149,291,263)	(377,053,459)
	3-1		(111,047,018)	(12,147,351)
	3-2		(30,019,211)	(461,107,881)
	3-3		(5,043,616)	27,955,770
	3-4		(3,181,418)	68,246,003
	4		-	(674,956,128)
	5		56,560,262	23,335,298
			<u>(316,070,971)</u>	<u>(960,447,256)</u>

2023 ( )

6.

	2023	2022
	(141,216,754)	23,046,703
	122,593,010	(278,539,170)
	<u>(18,623,744)</u>	<u>(255,492,467)</u>

	2023	2022
1	(59,360,090)	138,286,332
2	(5,317,750)	-
3	(351,330)	(293,503)
4	7,846,906	(114,304,091)
4-1	21,504,055	(116,752,513)
4-2	(14,930,693)	(25,901,377)
4-3	(4,598,395)	34,223,126
4-4	5,871,939	(5,873,327)
5	160,985,668	(160,985,668)
6	(122,427,148)	(118,195,537)
	<u>(18,623,744)</u>	<u>(255,492,467)</u>

7.

	2023	2022
	(73,808,162)	(167,022,563)
	86,196,789	(92,358,170)
	(146,734,573)	(61,907,364)
	3,462,442	(3,200,690)
	(2,833,062)	(4,921,131)
	<u>(133,716,566)</u>	<u>(329,409,918)</u>

2023 ( )

8.

2023	2022
(57,738,618)	(71,099,520)
(10,293,072)	(10,747,830)
(52,064,570)	(8,447,091)
(1,434,133)	(7,433,805)
(15,082,375)	(79,579)
(92,918,966)	19,096,012
(155,799,113)	-
<u>(385,330,847)</u>	<u>(78,711,813)</u>

9.

2023	2022	2023
36,912,421	29,419,102	36,912,421
83,136,172	78,972,504	83,136,172
<u>120,048,593</u>	<u>108,391,606</u>	<u>120,048,593</u>

10.

2023	2022	2023
232,584,591	169,702,548	232,584,591
297,315,679	250,666,967	297,315,679
151,791,146	606,117,996	151,791,146
87,418,812	34,659,140	87,418,812
<u>769,110,228</u>	<u>1,061,146,651</u>	<u>769,110,228</u>

2023 ( )

11.

2023	2022
<u>0.80</u>	<u>0.76</u>
<u>0.80</u>	<u>0.76</u>
2023	2022
<u>21,119,419,571</u>	<u>20,042,045,977</u>
<u>21,118,905,108</u>	<u>20,022,735,857</u>
<u>21,118,905,108</u>	<u>20,022,735,857</u>
<u>26,259,772,006</u>	<u>26,231,621,640</u>
2023	2022
<u>21,119,419,571</u>	<u>20,042,045,977</u>
<u>21,114,918,031</u>	<u>20,042,045,977</u>
<u>21,114,918,031</u>	<u>20,042,045,977</u>
26,259,772,006	26,231,621,640
23,196	-
33,135,214	29,527,236
<u>26,292,930,416</u>	<u>26,261,148,876</u>

2023 ( )

12. ( )

2023

---

1	4,801,153,392	2,998,954,769	(269,322,848)	2,729,631,921	7,530,785,313
	(31,241,055)	10,818,710	-	10,818,710	(20,422,345)
	(29,308,692)	21,016,535	-	21,016,535	(8,292,157)
	(36,954,030)				

2023 ( )

12. ( )

2023

2,997,102,229	-	28,479,163	269,059,925	2,701,152,758	(1,589,617)
17,172,555	-	-	-	10,818,710	6,353,845
21,016,535	-	-	-	21,016,535	-
2,164,392	-	-	-	2,164,392	-
2,833,062	-	-	-	2,833,062	-
53,055,797	-	-	-	40,726,639	12,329,158
1,459,081,861	-	-	-	1,091,892,883	367,188,978
<u>4,552,426,431</u>	-	<u>28,479,163</u>	<u>269,059,925</u>	<u>3,870,604,979</u>	<u>384,282,364</u>

2022

(357,770,175)	-	-	1,921,228	(354,595,573)	(1,253,374)
5,309,111	-	-	-	3,344,740	1,964,371
(38,994,447)	-	-	-	(38,994,447)	-
(1,502,455)	-	-	-	(1,502,455)	-
4,921,131	-	-	-	4,921,131	-
12,533,167	-	-	-	17,601,229	(5,068,062)
4,002,898,794	-	-	-	3,221,147,483	781,751,311
<u>3,627,395,126</u>	-	-	<u>1,921,228</u>	<u>2,851,922,108</u>	<u>777,394,246</u>

2023 ( )

13.

11

- 1
- 2
- 3
- 4
- 5
- 6
- 7
- 8
- 9
- 10
- 11

( )  
2023

13. ( )

2023

	13,574,585,658	101,367,997,336	8,555,504,230	8,766,354,311	43,114,948,068	22,083,832,981	6,786,520,981	6,391,028,620	10,553,992,527	48,296,807,364	23,911,670,802	-	293,403,242,878
	1,009,089,592	9,888,021,818	3,951,381,064	1,044,178,029	616,386,127	9,579,972,624	1,694,173,571	-	2,633,373,820	78,319,719,621	19,252,176,366	(127,988,472,632)	-
	<u>14,583,675,250</u>	<u>111,256,019,154</u>	<u>12,506,885,294</u>	<u>9,810,532,340</u>	<u>43,731,334,195</u>	<u>31,663,805,605</u>	<u>8,480,694,552</u>	<u>6,391,028,620</u>	<u>13,187,366,347</u>	<u>126,616,526,985</u>	<u>43,163,847,168</u>	<u>(127,988,472,632)</u>	<u>293,403,242,878</u>
#	2,673,220,805	3,054,724,947	3,625,695,024	2,669,139,035	7,093,256,364	11,786,186,676	1,773,336,131	653,225,095	1,375,022,235	847,976,237	3,403,306	-	35,555,185,855
	2,068,165	(9,259)	224,452	-	22,062,213	615,543	1,855,667	(173,688)	8,156,890	(296,273)	2,806,759	-	37,310,469
													1,976,596,005
													(1,358,177,384)
													(4,923,443,576)
													<u>31,287,471,369</u>
	33,074,559,631	12,627,548,077	12,251,344,456	9,359,511,419	16,090,717,139	32,595,316,031	14,018,167,683	877,931,202	2,061,116,918	17,191,949,641	110,680,642,560	40,982,057,300	301,810,862,057
													41,194,843,955
													<u>343,005,706,012</u>
	30,462,729,805	12,329,401,417	11,606,205,609	6,406,195,223	16,449,181,036	31,144,247,936	13,299,670,427	1,136,604,021	2,219,478,596	2,855,883,030	29,254,708,601	(7,424,114,517)	149,740,191,184
													54,902,718,510
													<u>204,642,909,694</u>

( )  
2023

13. ( )

2023

-	-	160,303,338	724,779,456	-	46,021	381,918,176	-	-	-	589,963,612	-	1,857,010,603
-	25,915,769	-	-	(32,326)	1,855,737,565	-	-	-	-	(40,989,475)	-	1,840,631,533
56,852,611	-	67,561,318	1,579,106	20,618,367	16,901,446	4,256,631	5,016,842	146,660,432	-	281,658,748	-	601,105,501
-	(127,698)	(37,478)	-	(10,803,192)	(204,635)	(6,534,479)	-	(52,493,801)	-	(11,856,805)	-	(82,058,088)
												(18,623,744)
266,765,127	3,062,579,227	145,288,193	167,516,181	1,173,541,179	354,915,833	155,790,124	164,455,945	293,547,791	50,110,269	4,428,551,646	-	10,263,061,515
-	-	4,785,475,847	1,644,577,203	-	11,769,838	1,629,976,008	-	-	-	15,567,297,746	-	23,639,096,642
-	230,588,702	-	-	(32,319)	5,875,743,571	84,519,064	-	37,964,143	-	1,764,392,214	-	7,993,175,375
19,254,920,566	503,334,402	2,232,395,810	4,550,578,440	431,754,733	6,871,685,616	645,957,027	351,737,320	348,469,051	128,756,369	19,109,535,214	-	54,429,124,548
												<u>59,610,256</u>

( )  
2023

13. ( )

2022

	9,459,694,460	85,252,999,476	9,120,861,504	5,780,298,038	40,986,369,938	20,180,657,986	7,725,739,389	7,095,170,141	8,122,277,380	56,011,327,951	20,593,602,196	-	270,328,998,459
	1,080,305,603	15,327,277,509	2,757,666,504	1,116,258,525	150,076,769	9,176,483,256	1,763,593,640	-	2,276,303,595	64,296,621,262	19,449,926,906	(117,394,513,569)	-
	10,540,000,063	100,580,276,985	11,878,528,008	6,896,556,563	41,136,446,707	29,357,141,242	9,489,333,029	7,095,170,141	10,398,580,975	120,307,949,213	40,043,529,102	(117,394,513,569)	270,328,998,459
#	1,653,919,946	39,452,159	5,995,874,557	3,400,320,952	793,007,366	16,866,425,003	3,443,014,058	265,596,882	228,011,547	410,781,414	1,113,570,557	-	34,209,974,441
	(2,628,288)	5,251,680	(387,885)	-	(6,170)	(42,712,269)	(378,592)	118,171	777,184	(82,833)	34,831,239	-	(5,217,763)
													1,374,637,853
													(2,141,726,504)
													(3,444,817,054)
													<u>29,992,850,973</u>
	52,790,743,073	18,390,426,946	19,853,558,432	10,741,746,213	25,023,269,863	42,596,905,563	21,101,202,263	4,402,529,124	26,853,795,542	26,255,539,004	227,999,869,622	(209,060,888,735)	266,948,696,910
													39,095,442,560
													<u>306,044,139,470</u>
	25,750,372,936	12,260,645,501	11,087,306,644	5,450,533,594	15,995,993,193	26,674,514,537	13,564,565,445	1,344,473,027	2,848,915,047	4,595,634,250	55,544,197,629	(46,118,637,250)	128,998,514,553
													52,590,179,412
													<u>181,588,693,965</u>

( )  
2023

13. ( )

2022

-	-	38,413,225	785,336,981	-	(14,499,734)	441,784,610	-	-	-	614,477,116	-	1,865,512,198
-	20,040,787	-	-	-	1,869,139,033	-	-	-	-	(11,647,208)	-	1,877,532,612
-	-	79,897,630	701,642	16,172,956	9,280,809	18,855,673	1,900,728	303,471,946	69,173	84,128,469	-	514,479,026
-	-	(157,809)	(51,293,886)	(741,649)	(885,712)	-	-	(17,420,556)	-	(35,857,683)	-	(106,357,295)
												(255,492,467)
221,888,838	3,033,684,890	142,588,037	90,056,210	1,188,573,386	346,427,398	143,379,273	200,595,752	251,810,206	47,309,337	4,502,124,764	-	10,168,438,091
-	-	8,261,100,440	1,359,797,747	-	9,067,567	1,515,057,832	-	-	-	8,266,806,340	-	19,411,829,926
-	214,459,229	-	-	-	3,869,078,572	84,519,064	-	40,034,852	-	1,447,014,822	-	5,655,106,539
8,037,035,551	(16,719,871)	4,687,352,889	2,194,293,979	298,718,359	11,316,635,241	2,004,041,706	124,668,675	9,240,534,287	44,024,741	13,592,251,721	-	51,522,837,278
												<u>48,225,850</u>

( )  
2023

13. ( )

#

2023                      79%   2022      75%    61%   2022      62%

2023    94,672,414,813      2022    79,781,396,682

14.

2023

2022

-		1,912,712,667	2,271,361,470
		<u>5,865,195,653</u>	<u>5,645,603,136</u>
		<u>7,777,908,320</u>	<u>7,916,964,606</u>

2023

2022

1		4,431,620,079	4,270,546,842
1    2		1,058,533,960	882,293,173
2    3		560,983,474	551,638,384
3		757,916,157	764,669,757
		<u>6,809,053,670</u>	<u>6,469,148,156</u>
		<u>943,858,017</u>	<u>823,545,020</u>
		<u>5,865,195,653</u>	<u>5,645,603,136</u>

( )  
2023

14. ( )

2023				
	(%)		(%)	
121,600,308	1.79	121,600,308	100.00	-
2,502,640,190	36.75	20,150,867	0.81	2,482,489,323
347,616,325	5.11	73,294,906	21.09	274,321,419
3,837,196,847	56.35	728,811,936	18.99	3,108,384,911
6,809,053,670	100.00	943,858,017	13.86	5,865,195,653
2022				
	(%)		(%)	
137,322,113	2.12	137,322,113	100.00	-
3,672,920,352	56.78	11,743,823	0.32	3,661,176,529
2,658,905,691	41.10	674,479,084	25.37	1,984,426,607
6,469,148,156	100.00	823,545,020	12.73	5,645,603,136

2023 12 31

15.

		2023	2022
		14,428,441,602	11,757,464,637
		2023	2022
1		13,131,592,870	10,855,290,726
1	2	686,055,581	525,410,347
2	3	288,607,847	103,194,126
3		322,185,304	273,569,438
		14,428,441,602	11,757,464,637

2023 12 31

( )  
2023

16.

		2023		2022
		54,757,893,854		39,981,710,325
		21,119,419,571		20,042,045,977
		28,479,163		-
		<u>6,578,622,810</u>		<u>5,265,862,448</u>
		<u>69,270,211,452</u>		<u>54,757,893,854</u>
2023 5 25			0.20	2022
0.20		4,550,000		26,322,021,240
26,329,312,240	5,264,404,248	2022		5,265,862,448
2023 12 8			0.05	2022
		42,200,000		26,284,371,240
1,314,218,562	2022		2022	

17.

		2023		2022
		77,628,540,055		79,644,459,532
		<u>84,182,433,105</u>		<u>71,169,903,836</u>
		<u>(6,553,893,050)</u>		<u>8,474,555,696</u>

18.

		2023		2022
		343,005,706,012		306,044,139,470
		<u>84,182,433,105</u>		<u>71,169,903,836</u>
		<u>258,823,272,907</u>		<u>234,874,235,634</u>

2023 ( )

19.

2023	2022
6,830,751,534	6,440,626,476
<u>53,527,397</u>	<u>40,681,980</u>

20.

2022

16

2023 1 1

16

2023

500

369

28.5%

211  
ESG

5.38%

ESG

1,500

170

76

5.5

3

2029

2050

AI

2024

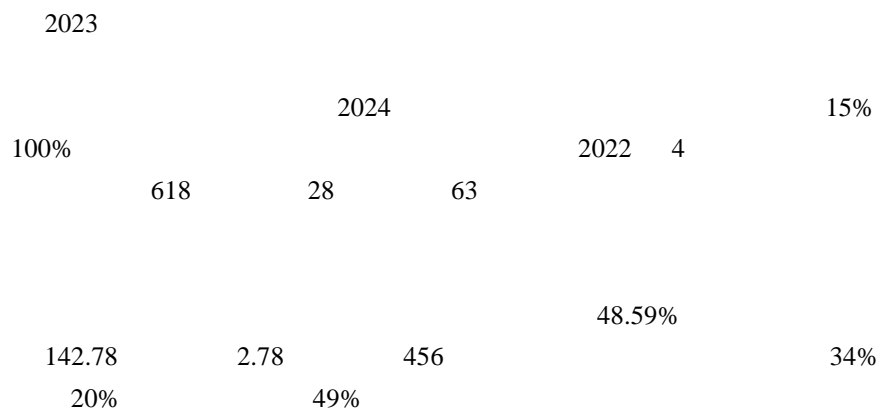
ESG

2023 12 31  
 2,997.53 1,067.77 14,739.29 7,455.65  
 3,339.81 1,346.59  
 45% 1,148.49  
 38% 469.92 44% 1,863.89 13%  
 442.65 33%  
 GB/T 17766-2020  
 CRIRSCO NI43-  
 101 JORC  
 50% 90%

			%
	3,740	7,456	50
	1,540	2,998	51
	969	1,068	91

82.41 264.70 3.79  
 72.29 1.61 6.44 650.32  
 101.44 JM VK 3Q  
 GIS

ZJGIM



										2022		
							+					(%)
		719.52	2,620.28	3,339.81	1,143.78	4,724.95	5,868.73	1,586.92	7,455.65	45	7,371.86	1
		289.55	858.94	1,148.49	488.72	1,483.64	1,972.36	1,025.17	2,997.53	38	3,117.39	-4
		220.28	633.79	854.06	362.08	1,037.93	1,400.01	874.57	2,274.57	38	2,386.57	-5
		69.27	225.15	294.43	126.64	445.71	572.35	150.60	722.95	41	730.82	-1
	LCE	157.10	285.55	442.65	281.43	716.49	997.91	348.67	1,346.59	33	1,215.21	11
		640.24	1,223.65	1,863.89	1,764.88	2,402.94	4,167.82	10,571.47	14,739.29	13	14,611.80	1
		66.22	93.62	159.84	74.88	105.71	180.59	125.11	305.70	52	302.00	1
		178.22	232.22	410.44	266.27	357.63	623.91	315.37	939.27	44	988.60	-5
		29.55	29.93	59.48	43.62	48.56	92.19	36.31	128.50	46	129.73	-1
	WO <sub>3</sub>	0.73	2.74	3.47	0.82	3.38	4.21	6.35	10.55	33	9.29	14
		0.92	4.23	5.15	1.31	5.33	6.63	8.69	15.32	34	15.02	2
		0.34	1.14	1.48	0.39	2.24	2.62	2.31	4.94	30	4.78	3
		0.00	0.00	0.00	0.39	0.48	0.87	1.57	2.44	0	2.44	0
		0.00	21.58	21.58	113.92	233.43	347.35	293.52	640.88	3	640.70	0
		0.00	22.14	22.14	94.02	154.34	248.36	241.99	490.35	5	490.42	0

2023

			( )				( )								
			+												
		45%	37,450,000	5,210,000	4,2660,000	2.52	0	18,162,000	18,162,000	3.91	41	(2042.8.19)	1%	/	/
		67%	1,728,167	784,554	2,512,721	3.30	1,041,955	144,136	1,186,091	2.73	14	(2 ) (2024.3.4)	Cu 1% Co 0.1%	1	
-		100%	947,819	189,632	1,137,451	2.43	517,013	360,627	877,640	2.63	14	(2033.6.7)	DCu≥0.70%	/	/
		100%	51,608	6,658	58,266	1.25	29,687	18,182	47,869	1.43					
-		100%	14,515,156	4,038,580	18,553,737	0.76	0	7,470,584	7,470,584	0.69	36	(2033.6.7)	Cu≥0.3%	/	/
		100%	299,050	85,909	384,958	0.16	0	142,335	142,335	0.13					
		63%	9,877,722	1,264,127	11,141,849	0.45	3,066,574	3,635,155	6,701,728	0.46	MS 16 MS 20 VK 16 NC 18 JM 16	(3 ) ( ) - )	JM Cu0.3% Cu0.5% MS Cu0.15% NC Cu0.15% Cu0.3% VK Cu0.15% Cu0.3%	/	2,745
		63%	355,883	27,879	383,762	0.16	106,671	122,683	229,355	0.16					

			( )				( )									
			+													
		45.7%	2,100,000	1,300,000	3,400,000	0.27	/	/	/	/	19	2043.09.27	Au 1,400 Cu 3.4	0.2% 0.3%	/	/
		45.7%	174,160	87,080	261,240	0.21	/	/	/	/						
		50.1%	16,648,487	2,622,854	19,271,340	0.31	3,915,141	11,766,537	15,681,678	0.26	43 15	(2039.5.20) (2043.12.30)	Cu0.15% Cu0.3%	Cu0.3% Cu0.5%	/	10,610 706.26
		48.59%	2,601,529	337,023	2,938,553	0.48	1,034,588	1,028,617	2,063,206	0.50	20	(2028.09.14)	Cu0.3% Cu0.5%			
		100%	1,393,280	766,622	2,159,902	0.45	496,068	421,736	917,804	0.38	15	(2029.2.26) (2039.1.6)	Cu≥0.2% Cu≥0.4%		/	880 65.48

			( )				( )								
			+												
		100%	0	23,003	23,003	0.10	0	0	0		9 4	(2043.6.13)	≥0.15g/t	/	114.83
		100%	1,003,050	116,864	1,119,915	0.49	272,026	407,723	679,749	0.35			≥1.0g/t		
		51%	491,038	53,657	544,695	1.84	278,841	158,068	436,910	1.74	14	(2031.2.3)	0.3%	/	402
		51%	5,224,700	6,094,200	11,318,900	0.47	/	/	/	/	28	2038.12.31	≥0.15%	/	/
		51%	193,600	264,400	458,000	0.02	/	/	/	/			Cu≥Cu0.2%		
		69.28%	185,100	127,200	312,300	6.75	27,580	64,360	91,940	7.20	13	(2043.3.19)	1,700	/	/
		95%	176,009	17,085	193,094	1.22	5,863	96,192	102,055	1.12	18	2042.05	(Aue)=Au+Ag÷80	/	/
													Au3.0	/	/
													Datamine	/	/
													1,500	/	/
													Au	/	/
													1,300 Au	/	/

			( )				( )								
			+												
		100%	120,685	63,124	183,809	2.54	7,049	75,524	82,573	2.38	6 13	(2031.11.18)	1,800 0.46g/t 0.63g/t 1.52g/t 1.03g/t 1,600 Leapfrog Datamine	/	/
		100%	231,844	123,911	355,755	1.14	13,428	116,990	130,418	0.79	9	168 8 27 ( )	0.3-0.7 / 1.0-3.0 /	/	/
		70%	71,148	26,157	97,305	1.91	27,725	30,578	58,302	1.68	3 ( ) 12 ( )	(2 ) (2027.10.31) (2 ) (2028.11.29)	0.5 0.8 / 1 2.5		256 22.42
		60%	40,572	3,553	44,125	3.94	7,005	29,332	36,336	3.82	10	(2026.1.5)	1.0 2.0 /	/	3.87

			( )				( )								
			+												
		24.5%	316,078	101,551	417,629	3.60	17,771	139,633	157,404	4.91	20	(2043.10.13)	1,500 Au0.98 Au3.03 1,200		
		44%	249,659	312,475	562,134	4.18	81,480	130,730	212,210	4.42	23	(2036.07.21)	0.8g/t 2.0g/t	/	/
		100%	75,027	34,029	109,056	1.78	41,755	24,323	66,078	1.89	17	2 (2033.10.28) (2024.11.14) 1 (2026.04.14)	1.0 5.0 0.5g/t	/	
		84.22%	49,450	87,421	136,871	2.07	14,307	63,173	77,480	2.02	24 2 9	3 (2047.2.17) (2024.10.20) (2032.6.15) 2 (2026.11.3) (2025.12.27)	1g/t 1.0g/t 1.5g/t 1g/t 1.0g/t	0.5g/t 0.5g/t	/

			( )				( )								
			+												
		56%	96,283	84,569	180,852	5.13	27,779	36,005	63,784	5.05	23 8 15	3 (2032.12.13) (2034.04) (2033.07) 1 (2026.5.3)	1.0 / 2.5/ 1 2 1.0 / 2.5/		/
		70%	27,113	32,950	60,063	2.58	10,547	11,686	22,233	2.67	25	(2024.12.24)	0.8g/t 2.0g/t		
		100%	5,171	1,093	6,264	0.23	1,237	275	1,512	0.23	1	(2025.8)	≥0.33g/t 1 1.8		7.91
		100%	37,298	6,163	43,461	0.16	7,615	1,776	9,391	0.14		(2023.5)		5.05	
		55%	958,000	1,890,300	2,848,300	3.87	75,000	727,000	802,000	3.11	5	(2028.5.25)	NSR 31 32 33 34 / 100 42.24 42.56 42.92 43.22 44.32 44.63		1,630
		55%	389,700	369,400	759,100	1.03	16,000	278,000	294,000	1.14		(2032.10.6) (2032.10.14) (2024.7.16) (2026.7.25) (2025.2.11)			

			( )				( )								
			+												
		70%	422,600	197,600	620,200	6.13	194,100	156,600	350,700	5.17	11	(2025.1.1)	DZn>5% (DZN=Zn+0.47×Pb+1.19×Cu+Au+0.01×Ag)	/	312

			( )				( )								
			+												
		100%	582,280	248,692	830,972	1.06	135,569	406,634	542,203	1.11	12	(2025.4.17)	Li <sub>2</sub> O≥0.25% Li <sub>2</sub> O≥0.40% Li <sub>2</sub> O Li <sub>2</sub> CO <sub>3</sub> 2.47	/	
-		56%	1,488	2,940	4,427	31	7	1,424	1,431	31	19 1	2 (2028.6.15) 4 3 (2028.8.11) 1 (2028.11.24)	(%) mFe≥10% (%) mFe≥15% mFe≥15% mFe≥20%	/	
		49%	9,087	8,439	17,526	43.19	4,372	4,513	8,885	43.19	14	1 (2037.4.11)	(%) mFe≥20% (%) mFe≥25%	/	/
		49%	2,381	1,642	4,023	40.71	0	2,328	2,328	40.71	14	1 (2032.1.6) 1 (2026.3.29)	(%) mFe≥20% (%) mFe≥25%	/	/
		84%	1,188,327	1,005,179	2,193,506	0.18	556,972	547,278	1,104,250	0.20	40	(2053.7.28)	≥0.03% ≥0.06%		

- 1.
- 2.
- 3.
- 4.

2023

GB/T 17766-2020

mFe % % mg/l

724,550                      1,007,290                      11.13%                      906,399  
 4.88%                      690,849                      2023  
 161.9                      62%  
 25.21%                      47.19%

	44.98%	177,026	177,026
	50.1%	154,368	77,338
	100%	138,512	138,512
	72%	127,018	91,453
	100%	111,029	111,029
	63%	100,397	63,250
	100%	86,037	86,037
	51%	44,240	22,563
	22%	26,347	26,347
	55%	17,595	9,677
	100%	12,337	12,337
		12,384	9,759
		1,007,290	825,328

- 1.
2. 2024                      5%
- 67%
3.                      72,921
- 74,163                      23,102

	100%	422,740	422,740
	100%	169,008	169,008
	100%	130,011	130,011
		2,791	2,586
		724,550	724,345



II

2024

			2023	20%
		67,726	2,177,426	20.17%
56,361		249,519	8,022,215	3.49%
258,550		2023	297.3	
	23%			
		42.09%		25.35%
1	31.1035			

	69.28%	8,321	5,764
	95%	7,573	7,194
	100%	6,660	6,660
	70%	5,991	4,194
	84.22%	5,937	5,000
	100%	4,955	4,955
	60%	4,091	2,454
	100%	3,875	3,875
	100%	3,023	3,023
	20%	2,884	2,884
	100%	2,582	2,582
	56%	2,217	1,242
	100%	2,160	2,160
	70%	2,110	1,477
	63%	1,989	1,253
		3,358	2,552
		67,726	57,269

	100%	156,046	156,046
	50.3%	42,368	21,332
	100%	11,502	11,502
	100%	11,551	11,551
		28,052	25,222
		249,519	225,653

1									193
2023		2-12	7.6	2024		7.9			
10									
2					312	1,060		2023	
					8.3	25		2024	
8.6	18.8								
3		184	2023	3	2024			3.7	
1								417	2020
4			2023	12	22				
	20			21				5	
2		1,000						356	2023
6.7	2024		8.0						
1								500	
	97	2023	5.9	2024				5.8	
2								44	2023
2024		3.7							4.1
		-							
		-							
2023	6.94								

1	2023	5.9	2,000	
2	2023	6,000		
	3-4			
3				
4				3.3
		2.4		
1			562	12,000
	062G			
	p.			



1 216 2  
 4-5  
 2 83 30  
 500 2025  
 1 3Q 854 2 3  
 2 LCT  
 2023 10  
 PR15775  
 61%  
 2 Mpiana-Mwanga

1,049,622	4.35%	1,097,305	:	637,628
9.11%	701,508	411,993		4.09%
395,797	242	27.72%	335	
8,124	3,571	2,306		3,370,367
11.49%	3,022,987			
		29.16%		
24.08%				

	50.1%	105,774	52,993
	55%	48,532	26,693
	100%	39,817	39,817
	70%	37,174	26,022
	51%	34,742	17,718
	100%	28,474	28,474
	69.28%	24,977	17,303
	70%	23,872	16,711
	100%	23,621	23,621
		45,010	37,659
		411,993	287,011

	56%	157.58	88.25
	37.35%	80.69	80.69
		4.00	2.00
		242.27	170.94

	100%	1,127,363	1,127,363
	100%	661,976	661,976
	100%	505,490	505,490
	87.28%	351,176	306,506
	100%	237,298	237,298
	63%	416,852	262,617
		70,212	71,644
		3,370,367	3,172,894

26.7

3.8

4.7

			%
	Kwh	38,090	47.95
	Kwh	26,201	30.07
	Kwh	8,305	163.73
	Kwh	3,584	46.05

2

1

160kW

**600388.SH**

2022 5

2.38

2024 2

22.05%

+

2GW

27

5GWh

PACK

14

ST

252.97

264.19

77.46

73.91

109.73

5.09

17.06

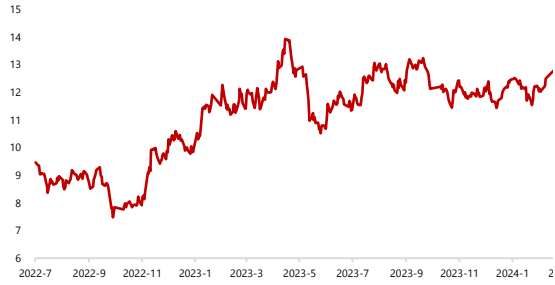
2022

104.44%

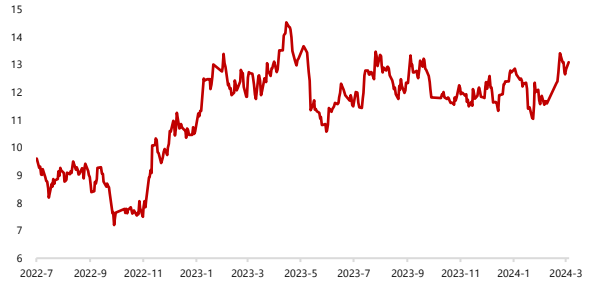
2023

		ESG		30	
				10	100.73
67.73		46.70	412		11.13% 20.17%
2.89%	4.09%	2,903			
		2,934.03	8.54%	312.87	
		211.19	4.32% 5.38%		
368.60		28.53%		3,430.06	
		1,075.06	12.08% 20.87%		59.66%
		3,247.48		561.83	
				2022	2023
		65.78	2023	52.65	
		171			2024
		A H		27% 23%	2024
				4,000	A
22		6			
		2000	284		6
1		500	373		

**A**



**H**



1,067.77

14,739.29

1,346.59

7,455.65

3Q

2,997.53

51% 50 53% 96%  
p»" 'ôÀ&Ñ s»(Ñ\|SG Q\_ñ->0b5'Q/MCSE 11 >>BD4 /C2\_0 1 Tf 0 Tc 0 Tw <02ED>T494571681>T0.591 8C12<5FF-



3,509

5

2,224

2020

2023

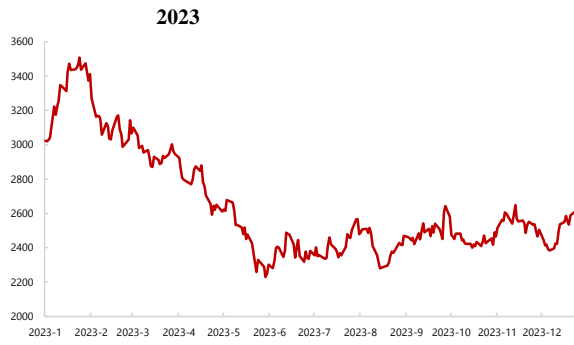
1.4%

3.8%

ILZG

1.7%

20.4



1.

2024

2024

2.

IRA

CMBC

	<p>Cu    Li    Au</p> <p>Zn   Ag   Fe   Mo</p> <p>▶</p> <p>▶</p>	

1993

1

10

30

**ESG**

ESG

1.

			%
	293,403,242,878	270,328,998,459	8.54
	247,024,066,519	227,784,282,577	8.45
	766,391,252	619,893,797	23.63
	7,522,988,740	6,264,990,220	20.08
	3,268,491,732	1,904,994,525	71.57
	-18,623,744	-255,492,467	-92.71
	-133,716,566	-329,409,918	-59.41
	-385,330,847	-78,711,813	389.55
	37,310,469	-5,217,763	

2022

2022

	51,905	40,812
13,372	143	9,292
5,774	1,029	
5,206	1,508	15,581

2.

2023 1-12 2022 1-12

		2023 1-12				2022 1-12						
		433.09		33,673		1,458,368	385.71		27,326		1,054,000	12.28%
		378.60		33,034		1,250,689	354.64		33,495		1,187,853	6.76%
		49,406		640,890		3,166,381	47,527		617,691		2,935,714	3.95%
		56,354		95,999		540,993	55,311		96,334		532,834	1.89%
		59,590		73,848		440,060	63,581		24,665		156,822	-6.28%
		11,855		414,879		491,823	15,624		401,564		627,409	-24.12%
		3.50		411,403		143,871	3.05		403,391		123,144	14.75%
		584		210.19		122,699	667		182.24		121,537	-12.44%
		447.95		248,366		11,125,602	389.55		258,198		10,058,028	14.99%
		60,333		724,835		4,373,133	59,460		691,837		4,113,645	1.47%
		19,160		333,555		639,103	22,278		318,488		709,517	-14.00%
					12,661,653						12,030,795	
					5,724,796						5,121,053	
					-12,798,847						-11,739,451	
					29,340,324						27,032,900	

5.40 31.08 8.83 14.67  
 23.89 32.05  
 456.56

3.

		2023	1-12	2022	1-12	2			
		2023	2023	2022		%	%	2023	2022
			2022				2022		%
		286.09	273.82	251.43		13.78	8.91	33.94	34.81
		158.83	156.23	143.09		10.99	9.18	58.05	59.65
		19,998	19,677	18,852		6.08	4.38	59.52	60.33
		29,862	28,788	23,847		25.22	20.72	47.01	56.89
		43,098	41,137	29,591		45.64	39.02	27.68	53.46
		9,266	9,023	8,017		15.58	12.55	21.83	48.69
		1.72	1.70	1.63		5.35	4.29	50.78	46.47
		230.97	230.97	214.16		7.85	7.85	60.43	67.89
		445.30	/	387.40		14.95	/	0.59	0.55
		58,467	/	57,748		1.25	/	3.09	2.88
		17,805	/	21,171		-15.9	/	7.07	4.97
3								15.81	15.74
								49.09	54.29

1.

2.

3. 15.81%

49.09%

5.20

4. C1 AISC 20%

4.

			%	%	%	
	2,709,056	1,488,018	45.07	20.84	27.58	2.90
	3,166,381	1,281,681	59.52	7.86	10.07	0.81
	540,993	286,671	47.01	1.53	24.79	9.88
	440,060	318,268	27.68	180.61	336.07	25.78
	491,823	384,446	21.83	-21.61	19.41	26.85
	143,871	70,815	50.78	16.83	7.43	4.31
	122,699	48,546	60.43	0.96	24.39	7.45
	11,125,602	11,059,665	0.59	10.61	10.57	0.04
	4,373,133	4,237,922	3.09	6.31	6.07	0.21
	639,103	593,888	7.07	-9.92	-11.92	2.11
	18,386,450	17,292,313				
	-12,798,847	-12,359,826				
	29,340,324	24,702,407	15.81	8.54	8.45	0.07
			%	%	%	%
	8,916,815	6,931,992	22.26	4.14	6.84	1.96
	33,222,356	30,130,241	9.31	9.97	8.81	0.97
	-12,798,847	-12,359,826				
	29,340,324	24,702,407	15.81	8.54	8.45	0.07

79%

32.27%

1

2

					%	%	%
		64,841	66,708	1,152	15.97	9.68	-63.57
		803,443	810,737	4,851	10.47	9.75	-60.06
		411,618	414,879	2,278	2.31	3.32	-58.87
		402,607	411,403	2,943	3.91	1.99	-74.93
		161.58	210.19	18.44	-34.69	15.34	-72.49
		248,722	248,366	732	3.58	-3.81	94.92
		724,550	724,835	6	4.88	4.77	-97.90
		333,081	333,555	419	4.59	4.73	-53.08

			%		%	%
		661,209	44.44	509,319	43.67	29.82
		128,037	8.60	107,018	9.18	19.64
		264,605	17.78	247,211	21.20	7.04
		190,587	12.81	131,465	11.27	44.97
		243,580	16.37	171,351	14.68	42.15
		30,557	43.15	30,382	46.09	0.58
		6,747	9.53	7,356	11.16	(8.28)
		11,652	16.45	11,960	18.14	(2.58)
		10,395	14.68	8,097	12.28	28.38
		11,465	16.19	8,123	12.33	41.14
		869,356	46.08	764,311	52.09	13.74
		160,546	8.51	138,549	9.44	15.88
		244,298	12.95	183,611	12.51	33.05
		375,238	19.89	217,896	14.85	72.21
		237,183	12.57	162,816	11.11	45.68
		166,512	43.31	149,531	46.45	11.36
		34,782	9.05	35,685	11.08	(2.53)
		70,738	18.40	62,301	19.35	13.54
		36,593	9.52	25,448	7.90	43.80
		75,820	19.72	48,982	15.21	54.79
		15,875	32.70	14,658	37.56	8.30
		9,996	20.59	5,530	14.17	80.76
		3,877	7.99	4,147	10.62	(6.51)

		4,074	8.39	3,167	8.12	28.64
		14,723	30.33	11,526	29.53	27.74
		4,087,168	96.44	3,832,128	95.92	6.66
		28,630	0.68	29,673	0.74	(3.51)
		35,542	0.84	36,856	0.92	(3.57)
		57,757	1.36	61,311	1.53	(5.80)
		28,826	0.68	35,268	0.89	(18.27)
		474,020	79.82	549,134	81.44	(13.68)
		29,597	4.98	31,784	4.71	(6.88)
		19,576	3.30	26,463	3.92	(26.03)
		53,677	9.04	54,586	8.10	(1.67)
		17,018	2.86	12,310	1.83	38.25

**A.**

0                      12,289,781                      0%                      41.9%

**B.**

0                      6,055,051                      0%                      24.5%

**5.**

	1,566,908,894
	/
	1,566,908,894
%	0.53
%	/

			5,236
		%	9.48%
			112
			908
			2,657
			1,062
			497
30	30		1,494
30-40	30	40	2,216
40-50	40	50	999
50-60	50	60	497
60			30

18

4.09

6.48%

164

2

9

56

22

14

224

109

16

3.68

2023

7

1

5

52

6.

				%	
	36,860,066,015	28,678,502,360	8,181,563,655	28.53	
	-33,964,609,456	-50,980,951,795	17,016,342,339	-33.38	
	-5,816,988,269	27,257,976,781	-33,074,965,050		

2023 12 31 176.92  
 19.74 10.04%

2023 12 31 270.29  
 31.38 529

**2023**

	<b>1-3</b>	<b>4-6</b>	<b>7-9</b>	<b>10-12</b>
	74,944,985,235	75,388,710,599	74,674,065,415	68,395,481,629
	8,109,793,730	7,435,245,917	8,394,757,659	7,347,674,063
	6,876,884,589	5,956,143,955	7,239,039,564	6,467,531,361
	5,441,834,217	4,860,317,327	5,862,769,747	4,954,498,280
	5,368,981,577	4,286,333,372	5,552,210,066	6,409,013,778
	7,829,053,840	8,198,653,437	9,695,481,246	11,136,877,492

	5,047,015,093	4,953,851,182	-93,163,911	-239,838,189
	46,793,246	353,193,503	306,400,257	501,313,015
	/	/	/	/
	-540,503,475	-1,688,823,180	-1,148,319,705	-522,666,709
	4,553,304,864	3,618,221,505	-935,083,359	-261,191,883

	<b>2023</b>	<b>2022</b>
	-195,274,122	-174,920,311
	447,406,596	484,638,917
	-537,872,005	-359,246,268
	34,991,725	1,210,956,892
	112,234,418	-
	-416,477,044	-783,052,498
	1,883,966	34,864,096
	-22,681,297	5,847,317
	-33,305,947	-103,581,549
	-497,119,222	510,975,060

2023

2023

1,678,091,532

		%		%	%	
	553,119,452	0.16%	729,421,153	0.24%	-24.17%	
	26,351,841	0.01%	-	-		
	13,719,080,444	4.00%	10,545,595,648	3.45%	30.09%	
	35,926,774,177	10.47%	21,866,653,969	7.14%	64.30%	
	1,688,823,180	0.49%	540,503,475	0.18%	212.45%	
	13,926,373,967	4.06%	9,847,711,138	3.22%	41.42%	
	12,857,294	0.00%	-	-		
	18,028,890,491	5.26%	7,645,305,535	2.50%	135.82%	
	736,941,988	0.21%	3,080,302,719	1.01%	-76.08%	
	81,012,179	0.02%	222,586,249	0.07%	-63.60%	
	8,960,434,573	2.61%	5,061,350,431	1.65%	77.04%	
	187,666,512	0.05%	60,634,043	0.02%	209.51%	

1,443

42%

			342,216	309,315
			663,467	263,486
			205,064	182,239
			642,926	694,450
			2,289,912	660,157
			250,403	134,068
			507,647	331,442
			824,408	374,688
—			803,845	872,609
			449,669	277,964
			285,855	128,429

75% 67% 23% 82%  
56% 64% 45%  
45%

2020

50.10%

2021

12 2023 12 31  
101.23

6.07

103

2017  
95.16

2020

6 2023 12 31

0

5.68

		%	%
	1,865,868	35.83	30.25
	684,514	13.14	-58.12
	2,657,477	51.03	15.34
	5,207,859	100.00	-3.04



2.

+	17.78 4.84	VK 2024  JM 2024 2# 2025	9.7	101.7	18 15-16 20
500	1.17		2.97	7.91	16.5 2.3 7,600 11.48
3Q	6.2	2023	15.1	29.77	2
3Q	6.21	2023 3 m <sup>2</sup> 125 m <sup>2</sup> 47 m <sup>2</sup> 152	8.43	8.43	3
	167.9		1.05	168.95	2023 15.43 5,596 633 105.7
	4.74		3.92	4.6	
	19.95		3.39	20.21	3-4
30	1.4		0.3	1.4	2023 2,903

1,000t/d	5.67			0.46	5.08	1,000t/d 1,450t/d		
2	12.8	1	1	1.99	12.18	2		
2	5.35+2.39			4.57	8.42	2		
	5.32+5.6	2023	1	0.64	3.85	1.5		
3	21.46			LNG	50%	0.51	0.51	3
	4.28	1#	2#	3#		0.07	1.98	100
		4#	5#	6#				20

37,323	38,510	823	1,187	168
655			562	
	3	1	3,000	500

		72%	642,926	200,706	694,450
		100%	1,171,424	448,982	738,387
	MS VK NC JM	63%	2,289,912	909,983	660,157
		100%	803,845	653,026	872,609
		51%	303,500	105,492	278,174
	+	50.10%	2,579,040	881,209	1,023,509
		70%	342,216	141,240	309,315
		100%	663,467	185,902	263,486
		60%	205,064	167,582	182,239
		100%	86,163	48,854	142,347
		100%	250,403	-57,307	134,068
		69.28%	824,408	385,560	374,688
		95%	507,647	285,448	331,442
		55%	449,669	364,521	277,964
		100%	593,942	319,641	193,608
		95%	200,226	96,130	85,059
		70%	285,855	200,731	128,429
		100%	1,369,880	471,862	3,287,224
		87.28%	263,221	145,052	446,069
		100%	323,774	138,751	1,016,116
		100%	412,894	160,525	1,174,170
		100%	196,701	98,152	243,729
		18.51%	2,529,749	794,896	1,097,252
		56%	197,998	157,358	120,043
		37.35%	398,691	268,640	196,229

2024

1.

10% 1.5  
2030

2.

2021

3.

ESG → →

4.

ESG

2008

IMF

7%

17%

2024

2024

2024

2024

LME

2024

2024

2023

400

60

100

10

2030

300

10

2024

	2023-2025	2030	2040	2023-2025
2030				
	2024 2 2028			
<b>2024</b>				
111 0.9	73.5	47	2.5	420
<b>2024</b>				
<b>1.</b>				

3.

2025

-

JM

3Q

COSO-ERM

ISO31000

ESG

**1.**  
①

②

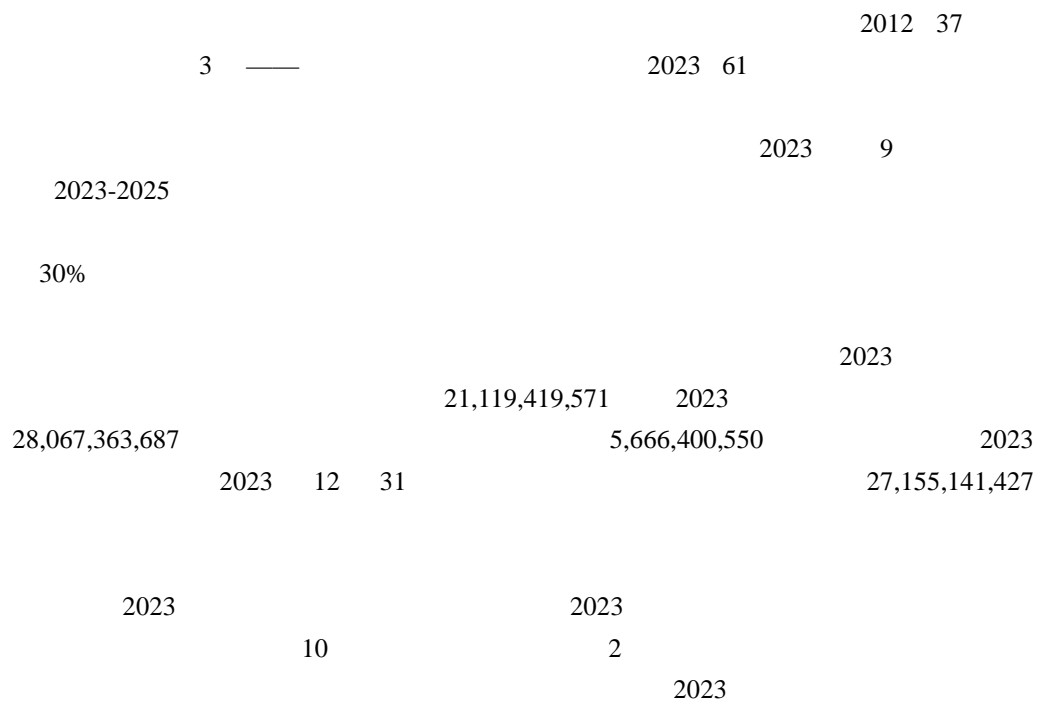
**2.**

**3.**

#### 4. ESG

①

②



	√	□
	√	□
	√	□
	√	□
	√	□

10	0
10	2
10	0
	5,265,197,788
	21,119,419,571
%	24.93
	463,466,447
	5,728,664,235
%	27.13

2023 12 25 2023 10  
0.5 1,314,218,562  
2023 7,042,882,797 33.35%

2020 A	2021 1 A	1	2021
9,598.06	686	4.95	1 11 1 13 2 1 11
A 2021 12	251	A	15 12 9
39	4.83	A	<a href="http://www.hkexnews.hk">http://www.hkexnews.hk</a>
A	2023	2	2
1 27	2023 1 30	2023 1 8 1 16 11 14	2023 1 8 1 16 11 14
	663	12 1 2024 1 12 1 29	12 1 2024 1 12 1 29
A	30,617,598 A	<a href="http://www.hkexnews.hk">http://www.hkexnews.hk</a>	
	2023 12 7		
2023 12 8	36	A	3 2021
782,100 A	2024	11 15 2022 1 12 2022	11 15 2022 1 12 2022
1 27	2024 2 2	11 21 2023 1 8 2023	11 21 2023 1 8 2023
	652	2 19 2023 4 12 2024 1	2 19 2023 4 12 2024 1
A	30,211,698 A	12 2024 3 14	12 2024 3 14
A		<a href="http://www.hkexnews.hk">http://www.hkexnews.hk</a>	
	2021 11 2022 11 2023		



			+ -						
		(%)							(%)
	97,690,600	0.37	0	0	0	-34,140,698	-34,140,698	63,549,902	0.24
1	0	0	0	0	0	0	0	0	
2	0	0	0	0	0	0	0	0	
3	97,690,600	0.37	0	0	0	-34,140,698	-34,140,698	63,549,902	0.24
	0	0	0	0	0	0	0	0	
	97,690,600	0.37	0	0	0	-34,140,698	-34,140,698	63,549,902	0.24
4	0	0	0	0	0	0	0	0	
	0	0	0	0	0	0	0	0	
	0	0	0	0	0	0	0	0	
	26,231,621,640	99.63	0	0	0	31,399,698	31,399,698	26,263,021,338	99.76
1	20,494,681,640	77.84	0	0	0	31,399,698	31,399,698	20,526,081,338	77.97
2	0	0	0	0	0	0	0	0	
3	5,736,940,000	21.79	0	0	0	0	0	5,736,940,000	21.79
4	0	0	0	0	0	0	0	0	
	26,329,312,240	100	0	0	0	-2,741,000	-2,741,000	26,326,571,240	100

2020 A 20  
20 274.1 A A  
2023 1 11 4 17

	A	A	A	A	A			
A	97,690,600	31,399,698	2,741,000	0	63,549,902	2020	2023 1 30 30,617,598 A	2023 1 11 114 A
							2023 12 8 782,100 A	2023 4 17 160.1 A
	97,690,600	31,399,698	2,741,000	0	63,549,902	/	/	



							%					
2021	21 02	188162.SH	2021 6 1	2021 6 3	2026 6 3	5	3.87					
2021	21 01	188161.SH	2021 6 1	2021 6 3	2024 6 3	15	3.46					
2021	21 03	188495.SH	2021 7 30	2021 8 3	2026 8 3	20	3.1					
2022	22 01	185486.SH	2022 3 4	2022 3 8	2027 3 8	15	3.6					
2022	22 02	185806.SH	2022 5 24	2022 5 26	2027 5 26	35	2.94					
2023	23 K1	115350.SH	2023 5 9	2023 5 11	2028 5 11	10	2.96					
2023	23 G1	115808.SH	2023 8 16	2023 8 18	2028 8 18	20	2.83					

	2023	2022	%	
	21,616,538,793	19,531,070,917	10.68	
	46,470,449,800	43,606,106,118	6.57	
	92.21%	111.91%	19.69	
	57.42%	72.42%	15	
%	59.66	59.33	0.33	
EBITDA	0.23	0.24	-4.17	
	6.30	8.46	-25.53	
	8.40	9.57	-12.25	
EBITDA	8.09	11.03	-26.65	
%	100	100.00		
%	100	100.00		

2022 2023 A 2023 H	2023 5 25	www.hkexnews.hk	2023 5 25	2023 5 25  http://www.hkexnews.hk 2022 2023 A 2023 H
2023 2023 A 2023 H	2023 12 8	www.hkexnews.hk	2023 12 8	2023 12 8  http://www.hkexnews.hk 2023 2023 A 2023 H

2023 12 31

C1

C.6.3

2023 12 31

3.10(1) 3.10(2)

6

1

2023

C3

2003 12 23  
2023 12 31

2023 12 31  
20,000,000 H

65,100,000 A  
2,723,050 A  
977,000 A  
510,000 A  
124,000 A

1,728,938 A  
905,571 A  
300,000 A  
26,450 A 10,000 H

2023 12 31

**2023 12 31**

2023

	1,135



1.		Jinlong (Singapore) Mining Pte. Ltd.	2024
	1	11	Solaris Resources Inc.
		SLS	4.55
		28,481,289	129,589,864.95
	2024	1	11
		100%	Warintza
			15%
		5%	
2.			2024
	13		1
		51%	153,000,000
			2024
			2
3.		2024	2
		100%	360,000,000

A		0.10
		AGM Inc.
		Bisha Mining Share Company
		La Compagnie Minière de Musonoie Global Société par Actions Simplifiée
H		0.10
		Ivanhoe Mines Ltd.
		Jinxiang Lithium Limited
		Kamoa Copper SA
		Liex S.A.



截至本公告之日，董事會成員包括執行董事陳景河先生（董事長）、鄒來昌先生、~~林滋富先生、林麗英女士、謝雄輝先生及吳健輝先生~~，非執行董事李建先生，以及獨立非執行董事何福龍先生、毛景文先生、李常青先生、孫文德先生、薄少川先生及吳小敏女士。

承董事會命



2024 3 22

\*