

香港交易及結算所有限公司及香港聯合交易所有限公司對本文件之內容概不負責，對其準確性或完整性亦不發表任何聲明，並明確表示概不就因本文件全部或任何部分內容而產生或因依賴該等內容而引致之任何損失承擔任何責任。



Zijin Mining Group Co., Ltd.\*

紫金礦業集團股份有限公司

(一家於中華人民共和國註冊成立的股份有限公司)

(股票代碼：2899)

### 海外監管公告

此乃紫金礦業集團股份有限公司(「本公司」)登載於中華人民共和國上海證券交易所(「上交所」)網頁的公告。

截至本公告之日，董事會成員包括執行董事陳景河先生(董事長)、鄒來昌先生、林泓富先生、林紅英女士、謝雄輝先生及吳健輝先生，非執行董事李建先生，以及獨立非執行董事何福龍先生、毛景文先生、李常貴先生、孫文德先生、薄少川先生及

2023年3月24日 中國福建

\*本公司之英文名稱僅供識別

601899



2022

	2023	1	2023-2025	2023-2025	2030
				"	
	"				
			2,703.29		299.93
	200.42		20.09%	20.97%	27.88%
3,060.44		46.72%	889.43		25.21%
59.33%			286.79		10%
	10				87.73
	56.36		44.20	387.5	48.72%
18.76%%	1.75%	25.47%	29		40%
		2022	12	31	
7,371.86		3,117.39		1,118.33	14,611.80
	1,215.21				3,209.44
43.54%	1,190.99			38.20%	479.93
42.91%	1,864.18			12.76%	
429.05		35.31%			
					100
			"	"	510.12
	29.20%				TCFD
			"	"	"
		2022			325
1			7		TOP50
	500	407		500	53

1

[www.sse.com.cn](http://www.sse.com.cn)

2

3

4

5

2022

10

2

“

”

“

”

2022

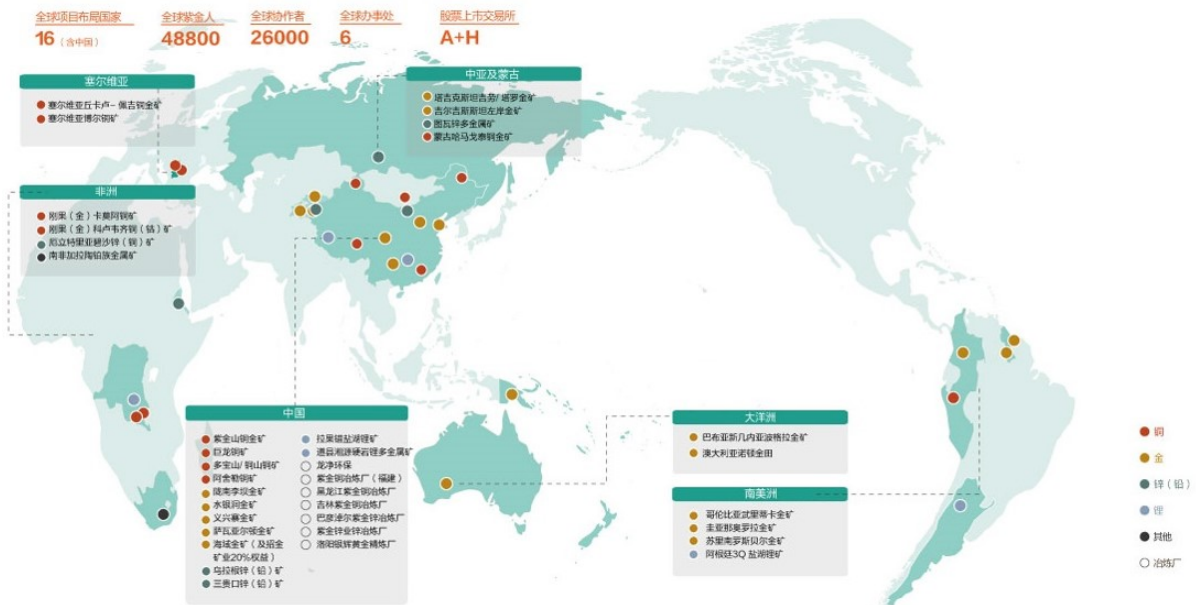
1

A			601899	
H			2899	

		1811		
	B		1811	B
		0592-2933668		0592-2933653
		zheng_youcheng@zijinmining.com		zy@zijinmining.com

2

10



" " 29 40%

-

" "

682 22% Binduli

" " 3.6 CO2 21

1,167

### 3

#### 3.1 3

	2022	2021	(%)	2020
	306,044,139,470	208,594,678,123	46.72	182,313,250,403
	88,942,780,498	71,034,368,061	25.21	56,538,554,204
	270,328,998,459	225,102,488,592	20.09	171,501,338,490
	20,042,045,977	15,672,870,591	27.88	6,508,553,913
	19,531,070,917	14,680,534,183	33.04	6,321,966,428
	28,678,502,360	26,072,237,601	10.00	14,268,403,423
%	25.29	23.97	1.32	12.19
	0.76	0.60	26.67	0.25
	0.76	0.60	26.67	0.25

#### 3.2

1-3	4-6	7-9	10-12
-----	-----	-----	-------

	64,770,745,546	67,686,782,585	71,733,616,578	66,137,853,750
	8,910,988,313	9,658,855,668	6,306,864,011	5,116,142,981
	7,415,265,303	8,015,161,533	5,257,481,902	4,079,301,385
	6,123,805,269	6,506,227,828	4,037,091,451	3,374,921,429
	6,042,914,344	5,981,304,306	3,898,858,853	3,607,993,414
	7,427,862,528	8,147,906,997	6,372,678,036	6,730,054,799

### 3.3

/	87.7	48.72%	59.53%
/	56.4	18.76%	47.97%
/	40.2	1.48%	48.69%
/	387.5	25.47%	46.47%

### 3.4

	/	/	/	/	/	/
	3,209	1,191	480	429	1,864	154
	7,372	3,117	1,118	1,215	14,612	302
	92%	40%	11%	43%	-	-

1. 2022 2021 3494.79

2964.37 4422.90 404.68

2. 1:2.47

## 4

### 4.1

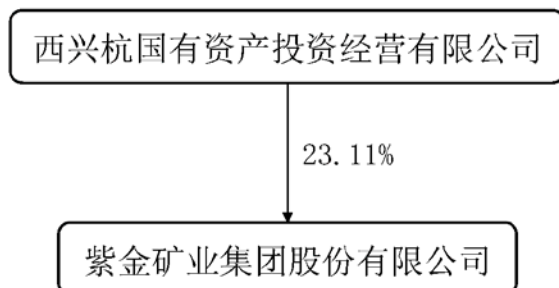
10

:


	529,531
	475,582
10	

			(%)			
	0	6,083,517,704	23.11	0		208,484,145
	582,050	5,721,549,630	21.73	0		0
	604,718,758	1,842,799,251	7.00	0		0
	0	691,190,770	2.63	0		0
2	-31,839,670	451,277,484	1.71	0		0
	26,854,326	317,056,602	1.20	0		0
	22,230,589	163,268,932	0.62	0		0
1	-17,192,699	150,366,400	0.57	0		0
	-64,900,155	150,099,924	0.57	0		0
	-36,342,875	150,000,000	0.57	0		0

#### 4.2



### 4.3



### 4.4

10

## 5

### 5.1

						%
2021 ( ) ( )	21 02	188162.SH	2026-06-03	5	3.87	
2021 ( ) ( )	21 01	188161.SH	2024-06-03	15	3.46	
2021 ( )	21 03	188495.SH	2026-08-03	20	3.1	
2022 ( )	22 01	185486.SH	2027-03-08	15	3.6	
2022 ( )	22 02	185806.SH	2027-05-26	35	2.94	
2019	19 MTN001B	101900303.IB	2024-03-11	10	4.3	
2019	19 MTN003	101901191.IB	2024-08-30	25	3.95	
2020	20 MTN001	102000148.IB	2025-02-21	10	3.51	
2020	20 MTN002	102000145.IB	2023-02-21	10	3.1	
2020	20 MTN003	102002180.IB	2023-11-23	20	4.2	

2021	21 GN001( )	132100045.IB	2024-04-27	3	3.71
2021	21 MTN001	102101852.IB	2026-09-14	15	3.25
2022	22 MTN001	102280542.IB	2027-04-22	20	3.15
2022	22 MTN002	102281888.IB	2032-08-24	7	3.8
2022	22 MTN003	102282230.IB	2029-10-13	15	3.2
2022	22 MTN004	102282287.IB	2027-10-19	15	2.79
2022	22 SCP005	012283658.IB	2023-07-18	5	1.84
2022	22 SCP006	012283719.IB	2023-07-23	5	1.85
2022	22 SCP007	012200197.IB	2023-07-31	5	1.91
2022	22 SCP008	012284290.IB	2023-03-14	5	2.28

2021	2022 1 11
2019	2022 3 11
2019	2022 7 8
2022	2022 7 17
2022	2022 8 24
2022	2022 8 30
2022	2022 10 17

	2022	2021	%
%	59.33	55.47	3.86
	19,531,070,917	14,680,534,183	33.04
EBITDA	0.24	0.30	-20.00
	8.46	10.37	-18.42

1

				10		87.73
	56.36	44.20	387.5		48.72%	18.76%%
1.75%	25.47%	2,703.29	299.93			
	200.42	20.09%	20.97%	27.88%		3,060.44
	46.72%	889.43	25.21%			

2