

2022 9 30



—

1 - 2

3 - 19



Ernst & Young Hua Ming LLP
Level 17, Ernst & Young Tower
Oriental Plaza, 1 East Chang An Avenue
Dongcheng District
Beijing, China 100738

安永华明会计师事务所（特殊普通合伙）
中国北京市东城区东长安街1号
东方广场安永大楼17层
邮政编码: 100738

Tel 电话: +86 10 5815 3000
Fax 传真: +86 10 8518 8298
ey.com

2023

60468092_H01

2022 9 30

"

"

[2007]

500

3101 —


[2007]500

2022 9 30

A

2023

60468092_H01



2023 2 17

[2007]500

“ ” 2022 9 30

2016

	[2017]289	2017 5	
A	1,490,475,241	3.11	
	4,635,377,999.51	38,458,040.59	
	4,596,919,958.92		
		2017 5 24	2017
60468092_H02			
	4,596,919,958.92	2017 5 23	
	1410030129002098997		

2018

	[2019]1942		34
A	2019 11 21	A	
	2,346,041,055	3.41	
	7,999,999,997.55	152,572,030.12	
	7,847,427,967.43		
		2019 11 21	2019
60468092_H01			
	7,847,427,967.43	2019 11 21	
	35101560031992820000		
	1410030129002134021		
		35050169730700000950	

2020		
	[2020]2613	
60	5	
6,000,000,000.00		27,000,000.00
	5,973,000,000.00	4,486,970.48
	1,772,037.73	
5,970,285,067.25		
	2020 11 9	2020
60468092_H01		
	5,970,285,067.25	2020 11 9
	1410030129002143672	

2022 9 30

2016

		1410030129002098997	-	-	
“	”	1410030329100009793	10,510.22	-	
		13740101040016314	187,038.21	-	
”	“	13740114048400059	38,132.75	-	
	“	13740114048400042	97,947.25	-	
		175010100100093303	126,103.07	-	
”	”	1410030119002111021	-	-	
”	”	1410030119002111145	-	-	
“	”	1410030129002110601	-	-	
			459,731.50	-	

459,692.00

459,731.50
39.50

39.50

2022 9 30

2022 9 30

2018

		35101560031992820000	350,000.00	-	
		1410030129002134021	350,000.00	-	
		35050169730700000950	84,400.00	-	
			784,400.00	-	

784,742.80

784,400.00

342.80

1

2

94.34

3

2022 9 30

2022 9 30

2020

			A	2022 9 30 B	2022 9 30 C	2022 9 30 D	E	F=A+B-C- D+E
		1410030129002143672	597,300.00	-	584,644.86	-	913.74	13,568.88
1		1410030129900046452	-	298,644.86	-	234,878.66	7,258.92	71,025.12
		13740101040020985	-	218,000.00	219,355.03	-	1,355.03	-
1		13740114048400117	-	219,355.03	183,127.05	36,228.15	0.46	0.29
Cukaru Peki B.V.	1	NL13BKCH2002504369	-	183,127.05	183,126.87	-	(0.18)	-
1		RS35385020205000382591	-	183,126.87	-	183,126.86	(0.01)	-
		175010100100154112	-	68,000.00	65,665.28	2,334.72	682.84	682.84
		175010100100154743	-	65,665.28	65,665.28	-	3.29	3.29
		175010100100154356	-	65,665.28	60,900.95	5,797.75	1,033.42	-
		175010100100175908	-	60,900.95	-	16,237.51	282.54	44,945.98
		1410030129900077347	-	-	-	-	-	-
	2		597,300.00	1,362,485.32	1,362,485.32	478,603.65	11,530.05	130,226.40

1	Cukaru Peki B.V.		10,003.82	1	7.0998	71,025.12	1	6.4674	2022 9 30 0.04
	0.29								
2		597,300.00		597,028.51	271.49		1		177.21
	2,700.00		448.70	2					

2018 3 23		
2018 5 17	2017	2016
	Kolwezi	74,040.35
4,749.65	78,790.00	
	“	”

2018 3 23		2016
2021 11 22		2021 12
2021 3		2020
“		”

2021 11 23

2022 4 11		
2022 5 17	2021	Kamoa-Kakula
”	“	“
	77,045.30	
”		
2022 4 11		
	“	”

	2016	A		Kolwezi
	2018	3		Kolwezi
Ltd.100%	2018	A		Nevsun Resources
	2020			Kamoa-
			Kakula	Timok
	2022	4		Kamoa-Kakula
			Timok	
	2022	9 30		“
		” “		” “

2016

			459,731.50						468,400.29		
									468,400.29		
			78,790.00	2017					226,183.68		
			17.14%	2018					130,200.64		
				2019					112,015.97		
				2020 1 1 2022 9 30					-		
			2022 9 30 " "								
									2		
1	Kolwezi 1	Kolwezi	323,118.21	244,328.21	252,199.03	323,118.21	244,328.21	252,199.03	7,870.82	2019 6 30	
2			10,510.22	6,846.40	6,846.40	10,510.22	6,846.40	6,846.40	-	2018 6 30	
3			126,103.07	126,103.07	126,193.43	126,103.07	126,103.07	126,193.43	90.36		
4		1	-	78,790.00	79,382.07	-	78,790.00	79,382.07	592.07	2019 8 18	
5			-	3,663.82	3,779.36	-	3,663.82	3,779.36	115.54		
			459,731.50	459,731.50	468,400.29	459,731.50	459,731.50	468,400.29	8,668.79		

1
2

2018

			784,742.80						784,777.68	
			-						784,777.68	
			-			2019			784,777.68	
						2020 1 1 2022 9 30			-	
						2022 9 30 " "				
1	Nevsun Resources Ltd.100%	Nevsun Resources Ltd.100%	784,742.80	784,742.80	784,777.68	784,742.80	784,742.80	784,777.68	34.88	

2020

			597,028.51				478,603.65
							478,603.65
			77,045.30	2020			184,277.18
			12.90%	2021			270,216.65
				2022 9 30			24,109.82
				2022 9 30 " "			
							2

1 Kamoā-Kakula Kamoā-Kakula 311,028.51 233,983.21 234,878.66 311,028.51 233,983.21 234,878.66 895.45 2021 5
1

2

3 2020

1	Kamoa-Kakula	516,350.74	311,028.51	87,266.50	87,266.50
2	Rakita Timok	336,197.73	218,000.00	35,538.30	35,538.30
3		94,751.15	68,000.00	2,334.72	2,334.72
		947,299.62	597,028.51	125,139.52	125,139.52


Kamoa-Kakula

13,197.60	2020 11 9		
1	6.61	87,266.50	Rakita
Timok			5,374.58
2020 11 9			1
6.61	35,538.30		

三、前次募集资金实际使用情况（续）


（八）节余募集资金使用情况

紫金铜业生产末端物料综合回收扩建项目已于 2018 年 6 月 30 日达到预定可使用


A large rectangular area of the document is completely redacted with black bars, obscuring the table content.

五、结论

董事会认为，公司已按募集资金规定用途使用了前次募集资金，不存在募集资金

A large rectangular area of the document is completely redacted with black bars, obscuring the table content.

附表 1：前次募集资金投资项目实现效益情况对照表



1

2016

		1							
				2019	2020	2021	2022 1-9		
1	Kolwezi	100%	7,813.90	45,460.10	103,824.64	242,353.67	154,188.24	545,826.65	
2		83%	5,000 / 7,186.75	8,039.50	6,135.57	7,574.88	11,884.83	33,634.78	
3									
4		98%	47,528.70	(5,688.01)	6,665.30	24,193.51	25,247.91	50,418.71	2
5									

1

2

2019 9

2019

2020

2021

1

2020

		3						
				2020	2021	2022 1-9		
1	Kamoa-Kakula	77%	141,362.60 61,862.30		176,159.33	281,026.63	457,185.96	4
2	Rakita Timok 1	64%	54,350.60 27,148.60		237,204.58	355,270.59	592,475.17	1
3	2		42,300.00 12,227.18					2
4			24,089.50 8,273.90					5


1 Rakita Timok 2021 10
 2022 1 2022 9 7.7 3.7
 2 2024 1
 3
 4 Kamoa-Kakula 2021 5 2022 1 9 24.1
 5 “ () Kamoa-Kakula ” “ ”
 2026 7



统一社会信用代码

91110016051421390A

营业执照 (副本) (8-1)



名称 安永华明会计师事务所(特殊普通合伙)

出资额 19000万元

类型 台湾投资特殊普通合伙企业

成立日期 2012年08月01日

注册地址 北京市东城区东长安街1号

东方广场安永大楼17层
01-12室

经营范围

提供企业会计服务, 出具审计报告, 验证企业资本, 担任企业破产清算, 办理企业合并、分立、收购事宜, 基本建设年度财务决算审计, 代理记账, 税务咨询, 税务代理, 资产评估, 会计培训, 法律、法规规定的其他业务。(依法须经批准的项目, 经相关部门批准后方可开展经营活动, 依法须经批准的项目, 经相关部门批准后方可开展经营活动, 依法须经批准的项目, 经相关部门批准后方可开展经营活动。)



年度检验登记
Annual Renewal Registration

本证书经检验合格，
This certificate is valid for
this renewal.



谢枫 110002432519
中国注册会计师协会



2016年7月30日

年度检验登记
Annual Renewal Registration

本证书经检验合格，继续有效一年。
This certificate is valid for another year after
this renewal.



注册会计师工作单位变更事项登记
Registration of a Change of Working Unit by a CPA

同意调出
Agree the holder to be transferred from



同意调入
Agree the holder to be transferred to



姓名 谢枫
Sex 男
出生日期 1973/08/09
工作单位 安永华明会计师事务所
Working unit
身份证号码 440301730809781
Identity card No.

年度检验登记
Annual Renewal Registration

本证书经检验合格，继续有效一年。
This certificate is valid for another year after
this renewal.



110002432519
北京市注册会计师协会

证书编号: 110002432519
No. of Certificate

批准注册协会: 北京市注册会计师协会
Authorized Institute of CPAs

发证日期: 2002年09月03日
Date of issuance





付四卷 100074304
中国注册会计师协会



年度检验合格
Annual Renewal Registration
合格专用章

书经检验合格，继续有效一年。
certificate is valid for another year after
renewal.



2016.3.10
合格专用章



5.27
合格专用章



2015年 7月 30日
合格专用章



CPA
合格专用章



合格专用章



CPA
合格专用章