

香港交易及結算所有限公司及香港聯合交易所有限公司對本文件之內容概不負責，對其準確性或完整性亦不發表任何聲明，並明確表示概不就因本文件全部或任何部分內容而產生或因依賴該等內容而引致之任何損失承擔任何責任。



Zijin Mining Group Co., Ltd.\*

紫金礦業集團股份有限公司

(一家於中華人民共和國註冊成立的股份有限公司)

(股票代碼：2899)




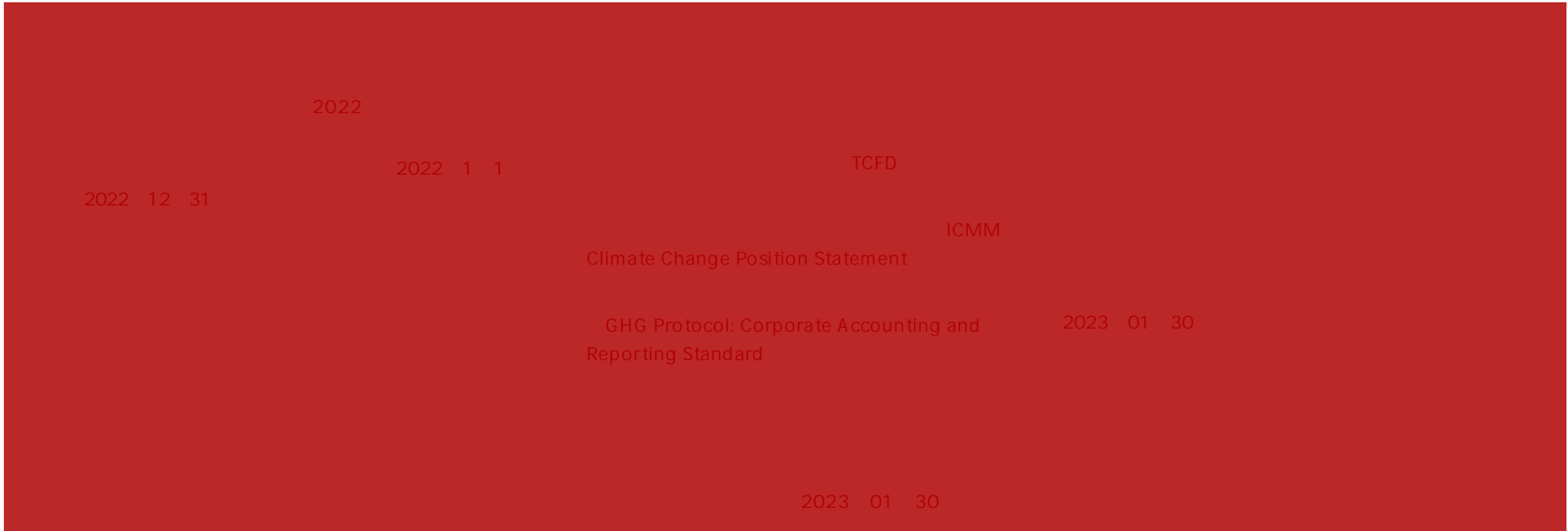
截至本公告之日，董事會成員包括執行董事陳景河先生（董事長）、鄒來昌先生、林泓富先生、林紅英女士、謝雄輝先生及吳健輝先生，非執行董事李建先生，以及獨立非執行董事何福龍先生、毛景文先生、李常貴先生、孫文德先生、薄少川先生及



1	20	
2		2
3		
4		
5		
9	25	
10	35	
	36	A B TCFD

4	1	
11	2	
12	3	
13	4	
14	5	
16	6	
17	7	
18	8	
36	9	
4	1	
4	2	
5	3	
6	4	
8	5	
12	6	IPCC Pathways
16	7	IEA
26	8	
27	9	2022-2050
28	10	
28	11	

2010-2040 Shared Socioeconomic







2030 2060  
2021  
1  
" "  
CCUS  
2030  
" "  
2029 2050  
2°C

" "  
" "  
2029 2050  
" "  
TCFD  
2  
" "  
-----

1.5°C





“ ”

2899

601899

1

1

17

14



( )	1,715	2,251	2,721
( )	65	157	200



7,238

2,978

1,108

1,45





2

2



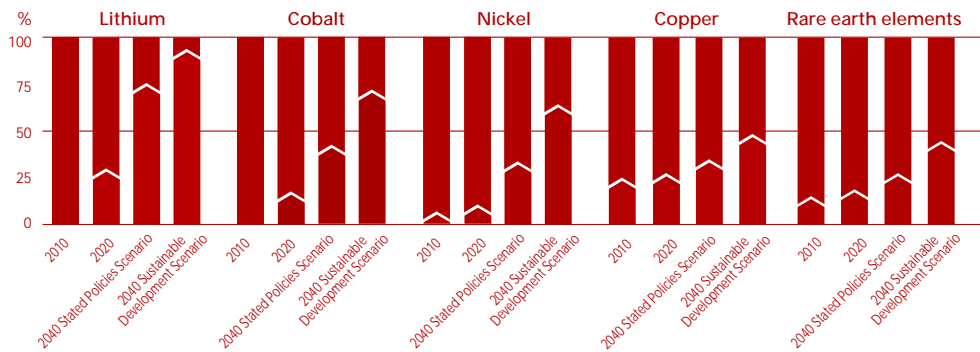
" IEA"  
SDS

90%  
60-70%  
40%



3

2010-2040





22.5%



2021


BP 2022  
2050  
2 GW 2019 15  
Markets and Markets 2027

151 2022 2027  
27.9% Beyond Market Insights 20%  
2030 80%  
11088 2022 2030





# RGMPs



1  
90

8%

2019

2000

10

7

1.90

5

8

1

SDGs




5



ESG  
( )



( )





TCFD



ESG

" "



ESG

ESG

ESG

" "

ESG

" "

ESG

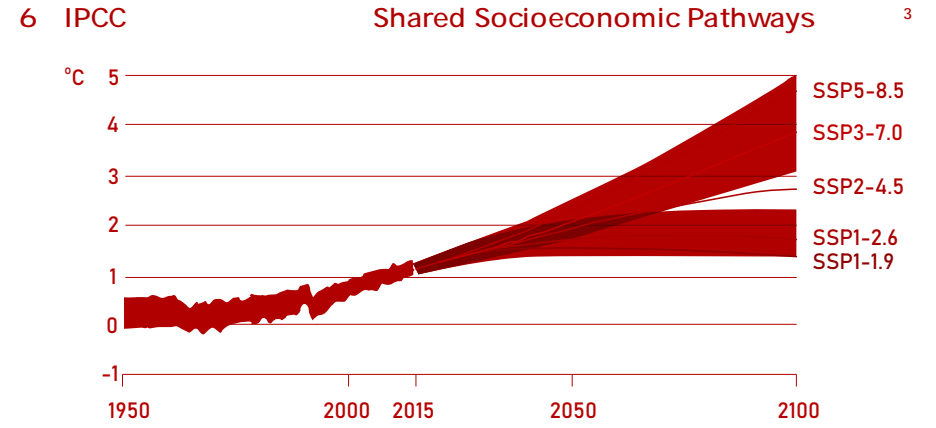


8 2

2

#

	*			



3



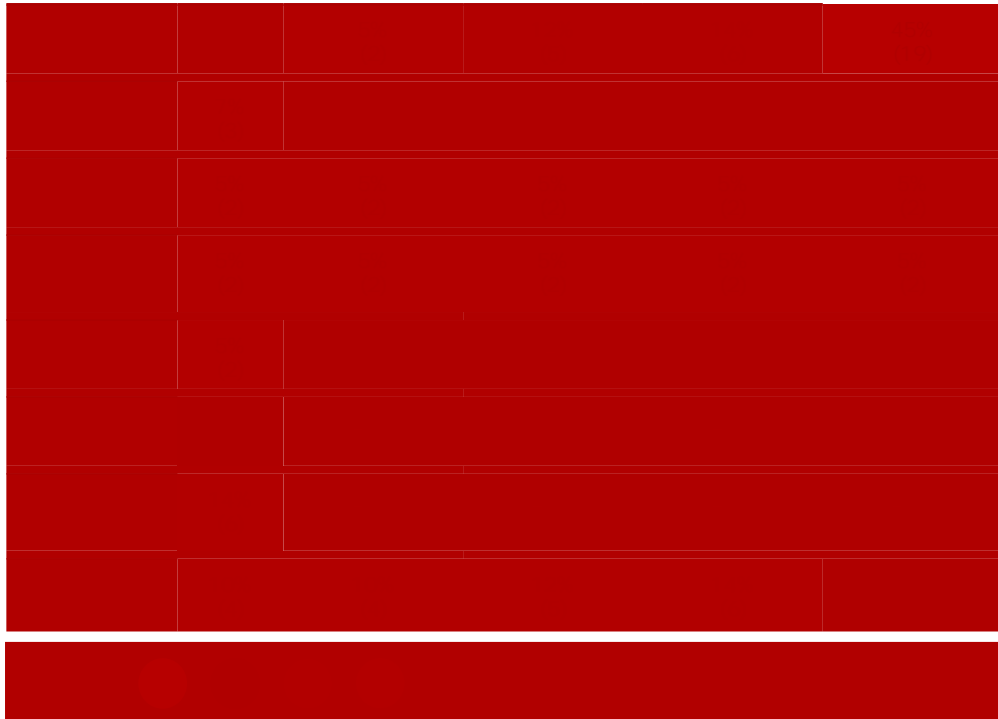
<sup>2</sup> IPCC 1988

<sup>3</sup> IPCC (2021) Figure SPM.8a.

2.6      SSP5-8.5 (      )      SSP1-  
 2050      2030

4      5      \*

	2030		2050	
	SSP1-2.6	SSP5-8.5	SSP1-2.6	SSP5-8.5



\*







IEA

2030

SDS

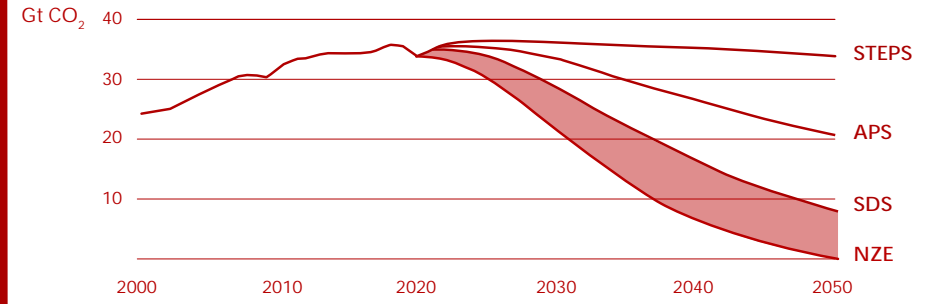
2050

6

STEPS

7 IEA

4



6



	NGFS				
2021	IEA WEO IEA STEPS 2030 65 /				
NGFS SDS STEPS 2040	IEA IEA				
WEO 2021 2020 2030	IEA				

8

( )


/

	NGFS 2030				
WEO 2021	IEA				
2	IEA 2030				
IEA WEO 2021					









CCER  
CCER  
CCER

2022 2

2029

2050

" "

" "

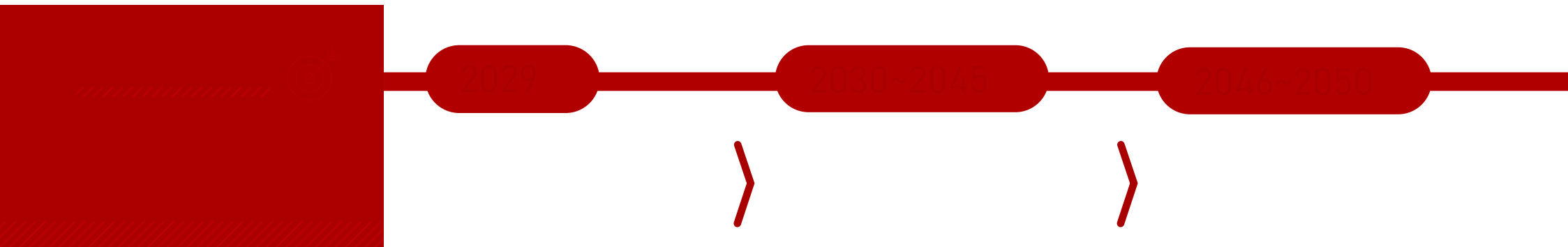
CCUS





2050

2029



2029

2050

IEA 2°C



2030  
30%

ESG



2020

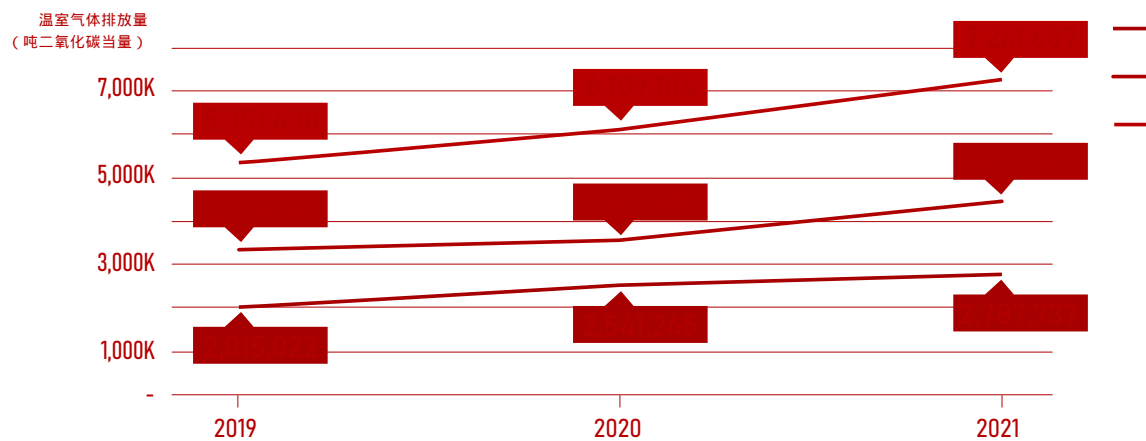
2025

2029

↓ 20%

↓ 38%

8

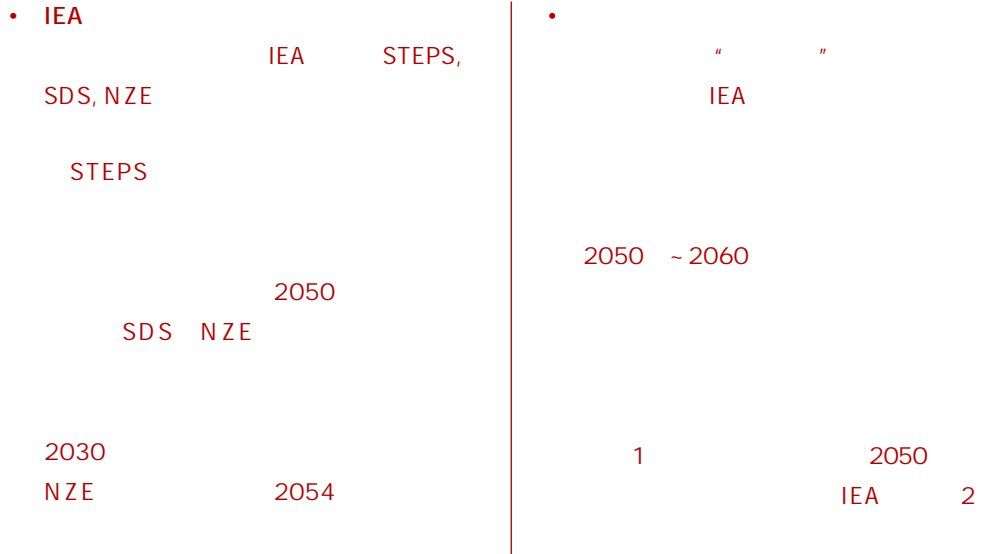


8  
 tCO<sub>2</sub>e  
 2021  
 7,261,687  
 2020  
 2020  
 3%


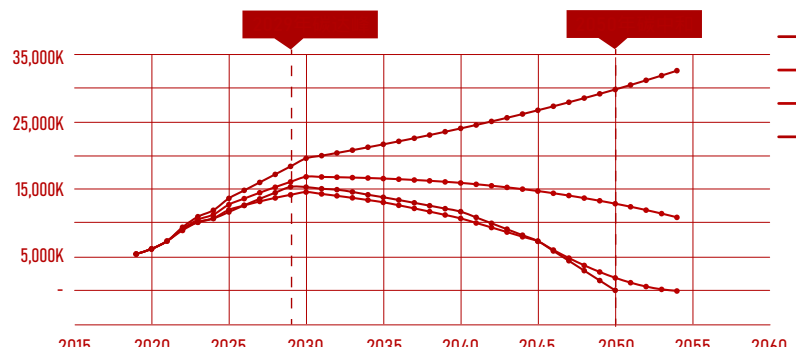
2029 2050

IEA

TCFD  
 2°C  
 IEA  
 Stated Policies Scenario, 2020  
 STEPS Sustainable Development Scenario, SDS  
 Net Zero Emission NZE 2020  
 21 20

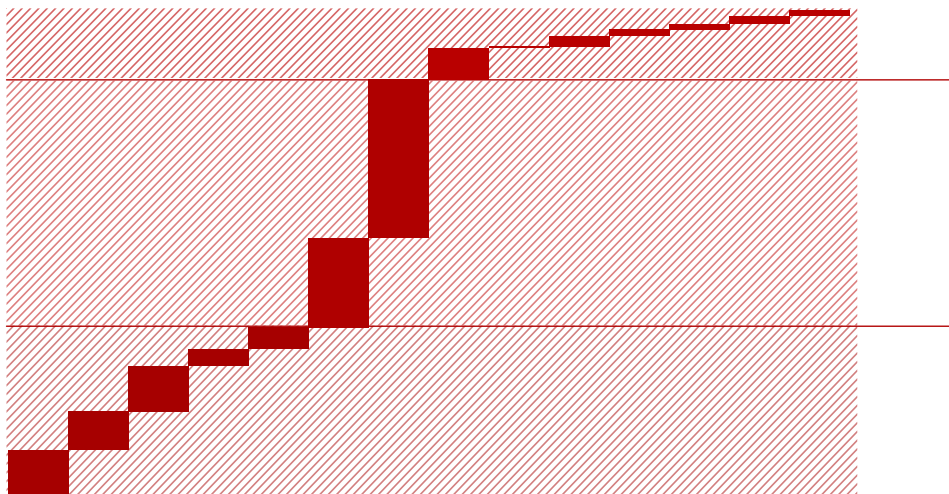


9 2022-2050

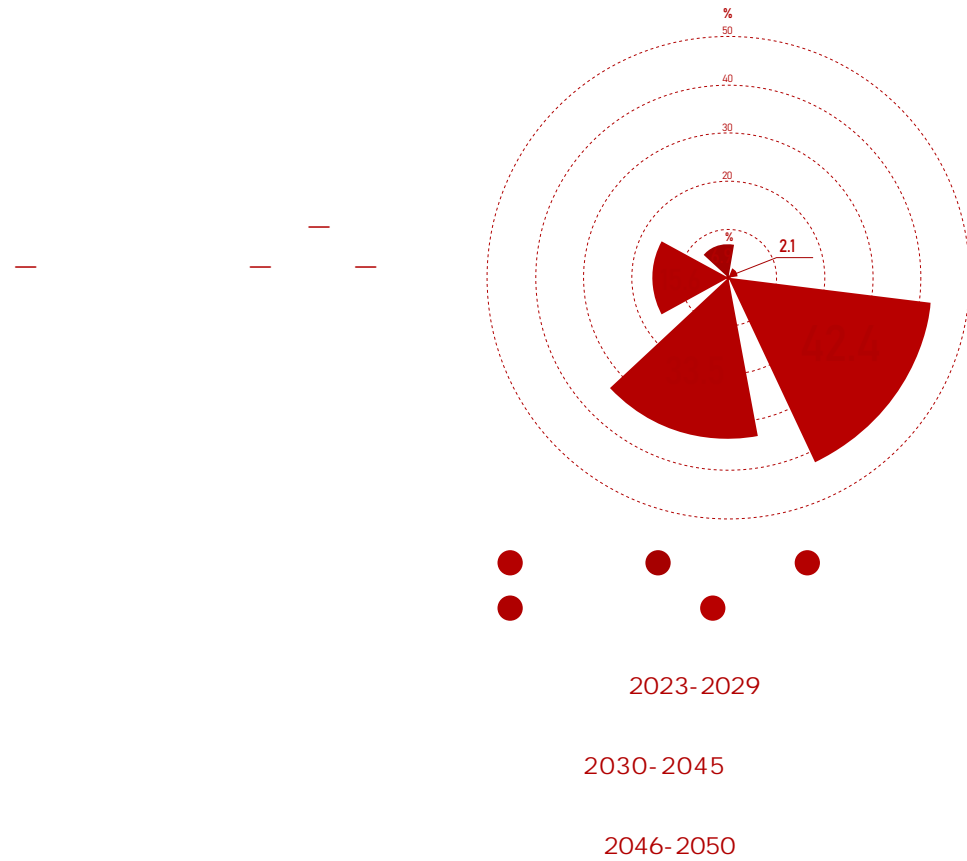




10



11



2023-2029

2030-2045

2046-2050



2020

EPC




88%













A

9

ISO 14064-1:2018

GB/T 32150-2015



= + +  
+ 2020



