

601899

2014

2014

10

0.8

"

"

"

"

2014

.....	3
.....	4
.....	6
.....	9
.....	38
.....	50
.....	55
.....	64
.....	69
.....	71
.....	71

	Zijin Mining Group Company Limited
	Zijin Mining

	599 B 20
	0592 2933662
	0592 2933580
	lq@zjky.cn

	1
	364200
	1 599 B 19-22
	364200 361016
	www.zjky.cn
	dsh@zjky.cn

	www.sse.com.cn
	599 B 20

A			601899	
H			02899	

2011

,

		1
	16	

()

()

()

	2014		2013	2012
	-97,994,374		-118,475,005	-40,896,945
	161,694,394		159,679,631	91,978,060
	12,377,964			
	-25,772,306		-105,461,015	186,214,066
		28,688,646		
		55,505,478		
		1,044,526		
	-212,098,951		-228,158,295	-
				100,848,802

2014

	2014		2013	2012
		185,845,063		
		26,253,888		
	-26,810,425		-92,013,456	
	11,794,131		58,478,116	-2,462,989
	20,170,783		34,878,918	-64,942,617
	-156,638,784		-291,071,106	69,040,773

()	460,998,410	251,605,877	-209,392,533	28,688,646
	14,943,541	60,641,750	45,698,209	45,698,210
	343,624,001	86,038,950	-257,585,051	49,451,058
	-5,665,210,229	-8,085,325,834	-2,420,115,605	-741,580,718
	-1,081,524,626	-512,212,666	569,311,960	525,980,489
	-5,927,168,903	-8,199,251,923	-2,272,083,020	-91,762,315

2014		2013		2012		2011		2010		QE
	10.42%		6.37%		7.87%		13.2%			
	6.7%									
23.636		5.52%		451.799		2013		2013		
	83.435		2013	368.364		2013		4.96%		
				8.07%						
		587.61		18.06%		497.72				
	23.45			10.34%		21.25				
2014	12			751.60		12.35%		668.98		
		280.59		1.62%		276.12				
		158,924		5,109,521		46.42%				
108,540										
	33,727	1,084,347		6.42%(31,693				
)				10,322		331,860				
5,545	178,276			2,532		81,406	,			
2,360	75,876			2,124		68,288	,			
2,081	66,906			1,853		59,576				
	6,910	222,161								
	125,197	4,025,174		62.92%(76,847)			
				61.43%		37.18%				
[1	31.1035]								

2014

	373,612	12.27%(332,792)	
138,462		17,741	10.72%(125,060
)		38,328	17,034	
33,018		26,821	707	
26,114		9,196		4,985
235,150	13.20%(207,732)		
		23.02%		31.79%
	300,485	18.59%(253,388)	
	96,261	33.57%(72,067)	
	40,651		40,214	
12,996		2,400		
204,223	12.64%(181,312)		
10,995		23.48%(8,904)	
		5.47%		8.07%
	316,867	3.25%	327,506	, :
145,782	16.09%	173,733		171,085
11.26%	153,773			
	280	7.28%(261)	
		10.08%		
22.96%				
	3.48	33.34	1.13	
3.64		66.65	18.62	15.39
1,360.3	1.99			
2014	236	794.8719	274	
3,873.36				
2014		/		

2014

	2014	333	2013	333	
(t)		1,210.2		1,072.7	12.82%
(t)		131.3		127.4	3.06%
(t)		1,341.5		1,200.1	11.78%
(t)		1,543.3		1,362.4	13.28%
(t)		1,507.2		1,413.2	6.65%
(t)		72.2		72.4	-0.28%
(t)		916.7		926.8	-1.09%
(t)		170.4		171.9	-0.87%
(t)		12.5		16.99	-26.43%
(t)		13.99		13.99	0.00%
(t)		2.29		2.36	-2.97%
(t)		4.89		4.89	0.00%

2011

Golder

Associates Consulting Ltd.

NI 43-101

JORC

2013

" " " " " "

" " 2014 11 " "

7

" "

	154		4%		
	NKWE	26.35%		3PGE+Au	
453	141			Bullabulling	
		375	117	Pretium	
					10%
			70%		
			41.5%		
					36.31
				1 /	
1 /			5,000 /		2,500 /
		1 /			EPC

10 "

"

" "

2014

"

"

1.86

()

1

587.61

18.06%

497.72

2014 1-12 2013 1-12

	2014 1-12				2013 1-12				
		/				/			
	232.00	/	33,776	783,624	266.09	/	32,050	852,801	-12.81%
	248.84	/	125,093	3,112,782	274.39	/	77,225	2,118,988	-9.31%
	2.47	/	171,617	42,391	2.92	/	157,397	45,909	-15.41%
	35,804	/	136,838	489,939	39,422	/	125,571	495,027	-9.18%
	41,872	/	234,939	983,740	45,155	/	209,063	944,021	-7.27%
	8,146	/	96,416	78,536	7,570	/	75,327	57,020	7.61%
	13,612	/	207,303	282,185	12,881	/	181,228	233,435	5.68%
	535	/	282.93	151,414	631	/	256.89	162,148	-15.21%
1				712,070				785,813	
				-760,628				-718,011	
				5,876,053				4,977,151	

2014

1
 6.14
 42.31
 2014
 61.98%
 14.39%
 8.74
 5.03
 12.38%
 6.76
 2.23
 2

	2014	1-12	2013	1-12		1
	2014	2013		%	2014	2013
	143.95	152.34	/	-5.51	37.95	42.75
	248.24	275.22	/	-9.80	0.24	-0.30
	1.62	1.76	/	-7.95	34.42	39.66
	18,467	17,908	/	3.12	48.42	54.57
	41,391	45,861	/	-9.75	1.15	-1.56
	3,509	3,862	/	-9.14	56.92	48.98
	12,971	12,519	/	3.61	4.71	2.81
	189.39	213	/	-11.08	64.61	66.26
					13.41	17.93
()					44.32	48.97

1

44.32%
 13.41%
 4.65
 4.52

3

			%	
	58,760,533,928	49,771,511,898	18.06	
	50,881,767,555	40,846,480,113	24.57	
	905,512,920	525,665,748	72.26	
	2,175,124,236	2,165,817,191	0.43	
	767,954,016	733,059,904	4.76	
	6,320,623,792	8,842,463,564	-28.52	
	-9,251,759,250	-8,479,729,564		
	2,414,082,749	-2,594,919,864		
	204,650,000	99,458,900	105.76	
	362,952,805	792,141,366	-54.18	
	-141,213,373	18,736,057		
	772,566,108	13,767,646	5,511.46	
	21,433,814	117,156,560	-81.70	

4

(1)

		188,400	38.75%	206,342	42.26%	-8.70%	
		65,321	13.43%	61,057	12.51%	6.98%	
		67,178	13.82%	58,989	12.08%	13.88%	
		25,145	5.17%	34,117	6.99%	-26.30%	
		140,178	28.83%	127,743	26.16%	9.73%	
		11,766	42.33%	14,689	53.03%	-19.90%	
		2,439	8.77%	2,952	10.66%	-17.38%	
		4,120	14.82%	2,222	8.02%	85.42%	
		2,181	7.85%	1,984	7.16%	9.93%	
		7,293	26.23%	5,854	21.13%	24.58%	
		91,938	36.38%	83,400	37.09%	10.24%	
		19,474	7.71%	18,153	8.07%	7.28%	

		35,453	14.03%	29,183	12.98%	21.49%	
		35,523	14.06%	30,762	13.68%	15.48%	
		70,311	27.82%	63,375	28.18%	10.94%	
		15,884	46.95%	15,732	54.07%	0.97%	
		2,751	8.13%	2,720	9.35%	1.14%	
		3,120	9.22%	3,976	13.67%	-21.53%	
		4,051	11.97%	2,257	7.76%	79.49%	
		8,024	23.73%	4,407	15.15%	82.07%	
		31,392	58.58%	37,443	68.44%	-16.16%	
		2,387	4.45%	2,115	3.87%	12.86%	
		5,064	9.45%	2,931	5.36%	72.77%	
		4,241	7.91%	3,392	6.20%	25.03%	
		10,501	19.61%	8,825	16.13%	18.99%	
		914,783	94.07%	919,854	95.94%	-0.55%	
		9,044	0.93%	5,177	0.54%	74.70%	
		17,601	1.81%	11,409	1.19%	54.27%	
		18,671	1.92%	19,080	1.99%	-2.14%	
		12,350	1.27%	3,260	0.34%	278.83%	
		195,570	72.73%	167,023	73.62%	17.09%	
		12,853	4.78%	9,982	4.40%	28.76%	
		14,601	5.43%	12,115	5.34%	20.52%	
		37,189	13.83%	31,966	14.09%	16.34%	
		8,685	3.23%	5,786	2.55%	50.10%	

1

2

5

5

117.55

23.10%

20

5

385.23

65.55%

6

	90,551	72.26%	52,567
	217,512	0.43%	216,582
		2.54%	
	76,795	4.76%	73,306
			3.88%
			36,295
			8,463
) 2014	2,681		11,480
	265		2,328
			9,000
			54.18% (
			79,214
			77,257
			75,880
			1,377
			2014
			2014 12 31
	5,003		7,848

7

	2014 12 31	35.12	5.09
			12.66%
		63.21	25.22
	635.08	96.23	
571.88	121.45		
2014			

。

	151,414	53,585	64.61	-6.62	-2.05	1.65
	712,070	617,455	13.29	-9.38	-10.12	0.72
	-760,628	-730,098				
	5,876,053	5,088,177	13.41	18.06	24.57	4.52

2

97%

54.68%

()

1

		%		%	%	
	312,247,627	0.42	475,941,952	0.71	-34.39	
	538,484,702	0.72	780,847,129	1.17	-31.04	
	1,228,075,464	1.63	519,354,631	0.78	136.46	
	1,129,315,164	1.50	751,212,263	1.12	50.33	
	174,284,695	0.23	112,444,271	0.17	55.00	
	274,012,010	0.36	189,696,519	0.28	44.45	
	4,407,727,099	5.86	3,063,189,230	4.58	43.89	
	4,551,121,572	6.06	2,774,147,375	4.15	64.05	
	1,005,215,386	1.34	577,062,261	0.86	74.20	

2014

		%		%	%	
	35,938,170	0.05	5,534,343	0.01	549.37	
	656,071,856	0.87	1,014,800,781	1.52	-35.35	
	7,923,716,925	10.54	5,405,880,513	8.08	46.58	2014 25
	413,864,086	0.55	309,261,109	0.46	33.82	
	593,335,439	0.79	443,536,908	0.66	33.77	

2

" " " " "

()

2014 1,342 1,543

" "

6 13 12
1 2 2
20 18 22 12

()

1

1

1) 2014 1 27 " "

41,000

" " 10%

41.5%

2) " ,

2014 1 21

3,500

" " 100%

2014 101

8,043.01

3) 2014 3 15

" " 7 8.1 1.1

51%

5,610

10%

1,100

39% 4,290

2014 4 30

100 /

4 2014 4 26

IPO 5,000

" " 3,125 3.38%

5 2014 6 20

" " 2014 8 14

5,000 2,550 51%

2,450 49%

" " 2014 8 25

2014

1		5,000		4,600
			400	2
6)			"	"
13			2014	10
	8,874			
"	"	98.6%	1.2983	
			2014	0207
	9,623.45		2014	12 31
7)	2014年10	21		
	"	"	6	
			1	2.5
		5,000		1
		79.7%	71.88%	20%
6		20.3%	8.12%	

2

							%	
1		LU01038 15501	JPM LIQ-STER LIQUIDITY- INSD	105,520,718	11,042,353	105,326,663	49.77	-5,812,630
2		2303		40,090,075	31,250,000	39,842,606	18.83	-1,383,731
3		IAG	IamgoldCor p	61,375,547	1,900,000	31,836,848	15.04	-7,314,681
4		N**	N**	10,810,034	89,491,238	16,946,766	8.01	-2,813,195

5	AQP	AquariusPlatinum	41,913,549	4,395,301	6,172,066	2.92	-8,844,582
6	LU0533340161	JPM AUSTRALIAN DOLLAR LIQ-ID	7,839,542	1,424,613	7,206,092	3.41	-569,664
7	1339		4,136,991	1,500,000	4,295,561	2.02	-142,002
				/			
			/	/	/	/	28,694,140
			271,686,456	/	211,626,602	100	1,813,655

(3)

			%					
3788		123,891,076	3.4	63,286,528	-24,190,398	-8,188,756		
NKP	NKWE Platinum	130,945,709	26.35	128,709,702	-6,404,922	4,168,915		
3833		18,314,097	2.56	18,314,097	0	0		
2626		30,000,000	0.82	30,000,000	0	0		
		303,150,882	/	240,310,327	-30,595,320	-4,019,841	/	/

(4)

			%					
	89,900,000	20,000,000	10	89,900,000	15,000,000	0		
	50,000,000	50,000,000	25	66,814,677	5,817,925	0		
	11,074,000	11,074,000	9.8	11,074,000	0	0		
	50,000,000	50,000,000	20	50,000,000	0	0		
	1,000,000	1,000,000	0.12	1,000,000	520,000	0		
	201,974,000	132,074,000	/	218,788,677	21,337,925	0	/	/

(5)

	650,006			650,006	0	6,112,718
	6,126,758			6,126,758	0	12,572,849
	57,501,000	5,707,000	15,006,934	61,708,000	1,500,000	-2,943,304
	12,644,000			12,644,000	0	3,697,358

163,690

2

(1)

: :

	500	2013 4 28	2015 4 28		95		47.5							
	1,000	2013 5 14	2015 5 13		200		162.5							
	500	2013 8 16	2015 8 16		95		64.92							
	500	2013 8 23	2015 8 23		98		49							
	10,000	2014 10	2015 1 28		183		180.9							

			27											
		1,000	2014 12 8	2015 12 7		101								
		5,000	2014 12 8	2015 4 8		126								
		1,000	2014 12 18	2015 12 17		91								
		2,000	2014 12 18	2015 12 17		186								
		5,000	2014 12 25	2015 12 24		440								
		50	2014 11 14	2015 2 12		0.71								
		100	2014 12 26	2015 2 6		0.65								

2014

		5,000	2014 12 24			4.11								
		1,000	2014 12 22	2015 1 26		5.06								
		1,000	2014 12 4	2015 1 6		4.58								
	/	33,650	/	/	/	1,630 .11		504.8 2	/		/	/	/	/
						0								
						(1)	2014 4 30	2014 8 16	2014 10 25					
						2014 3	2014 6	2014 9	"	2014				
						030"	" 2014 047"	" 2014 064"		2014 12 31				
						(2		2013		8,600				
							2014		85,500					
							67,600		1,690.59		26,500			
						3	2		2014					
							2013		150		728,337			
								721,337		1,355.69				
						7,150								
						4	2014 1-12		"	2015 014"				

(2)

												:	:
	63,700		9.999%									12,738.72	
	3,920		9.999%									783.92	
	2,744		9.999%									548.74	
	490		9.999%									98.00	
	490		9.999%									98.00	

2014

1			"		"			49%			
2	545,010	14,150	2014	1	25	"	2014	006"	1	5	2014

3

(1)

(2)

(3)

4

		25,000	254,053	173,310	58,796
		5,000	152,348	107,640	45,969
		12,000	163,543	118,827	42,319
		15,000	189,572	61,557	15,674
		23,750	71,097	50,813	14,858
		80,000	284,492		

2014

	152,348	107,640	140,852	56,943	45,969
	163,543	118,827	101,450	24,048	42,319

5

				:	:
-	35	2014.9.8	5.08	32.99	8
6000 / 1 /	14	/ 1	0.92	4.78	5
	14.89	2014 2015	7.91	13.98	3.7
ZGC	19.16	2014 11	5.49	14.03	3.5
	13.78	2014 11	1.45	14.15	7
	96.83	/	20.85	79.93	/

()

2011 4

" " S

2011 6 2011 7
480,000,000

2016 4.25%

()

2015 " "

2015

()

44%

10%

"

"

2030

()

2015 36 15 21 300

117 169 25 20

2015

"

"

1

EPC

2

2015

"

"

"

"

,

"

"

2015

ZGC

3

2015

16

4

5 " "

" "

6

"

"

"

"

()

2015

21.69

()

1.8

3.38

100

()

2013

2015

" "

“ ”
() “ ”
()
” ”
()
()
[2012]37

[2012]28

2012 2014

60%

15%

2012

3 --

2013

2013

2013

H

21,645,855,650

0.08

1,731,668,452

2014 7 7

2013

,

2014 12

31

2,345,062,669

2014

0.08

2014 12 31

21,572,813,650

H

1,725,825,092

2014

2014

()

	10	10 ()	10			(%)
2014		0.8		1,725,825,092	2,345,062,669	73.59
2013		0.8		1,731,668,452	2,125,353,823	81.48
2012		1		2,181,196,365	5,211,208,977	41.86

().

2014

().

" " " "

2014

GB8978-

1996

GB16297-1996

GB12348-2008

(GB25467-2010)

(GB25466-2010)

" "

2014

" "

2014

100%

2014

2013

2020

7

9

()

<p>2010 9 21 " "</p> <p>" "</p> <p>2011 2012</p> <p>6 1</p> <p>2014 9</p> <p style="text-align: right;">, 7</p> <p style="text-align: right;">52, 284, 733</p> <p>68, 190, 631</p> <p style="text-align: right;">2014</p> <p>9</p> <p>4, 990</p>	<p>www. sse. com. cn 2012 3 10</p> <p>" 2012 010" 2012 9 14</p> <p>" 2012 043"</p>
--	--

()

:									
()	()			()	()	()	()	()	()
				2010 4 28	4, 500	2012			

<p style="text-align: center;">" " 51%</p> <p style="text-align: center;">4,000,000</p> <p style="text-align: center;">3,187,500</p> <p>77,916,700 476,976,661</p> <p style="text-align: center;">154</p> <p>3.93%</p>	
<p style="text-align: center;">(</p> <p>" " Pretium Resources Inc.</p> <p style="text-align: center;">" pretium 2014 12 8</p> <p style="text-align: center;">6.3 /</p> <p style="text-align: center;">12,836,826</p> <p>80,872,004 pretium9.9% 2014</p> <p>12 31</p> <p style="text-align: center;">Pretium</p> <p style="text-align: center;">100% BC</p> <p>Brucejack Snowfield</p> <p style="text-align: center;">Brucejack 235</p> <p style="text-align: center;">955 + 300</p> <p style="text-align: center;">, 1,520</p>	<p style="text-align: center;">2014 12 9</p> <p>" 2014 073"</p>

()

1

" " " "

2

2014 10 18 " "

" " 100%

15,300 100%

8,460

2014 0143

8,539.09

" " 2014 6 12

" "

2 2

" "

" " 2014 8 6

181,830 29,800

211,630 100%

20

()

1

"	" "
2,710	2014 1 10 www.sse.com.cn " 2014 003"
" "	2014 4 15 www.sse.com.cn
22,802	

()

1

<p>2014年10月21日</p> <p>6</p> <p>1 2.5 5,000</p> <p>1</p> <p>79.7% 71.88%</p> <p>20% 6</p> <p>20.3%</p> <p>8.12%</p>	<p>2014年10月22日</p> <p>www.sse.com.cn</p>
--	--

()

1

<p>2012年7月11日</p> <p>"</p> <p>"</p> <p>" 2,268</p> <p>2015年6月30日</p> <p>2013年8月20日</p> <p>2,700</p> <p>2014年4月29日</p> <p>2,475</p>	<p>2012年7月12日 2013年8月21日</p> <p>2014年4月30日</p> <p>" 2012年030" " 2013年048"</p> <p>" 2014年027"</p>
--	--

2014

50%	E	0
C+D+E		255, 596

1				
2	D			2012
		2012	2013	
3				
130, 246				14, 500
			4, 000	
1, 736				5, 774
		3, 825		23, 450
			10, 000	
	39, 181			480
	14, 000			
		10, 300		
		3, 000		

() 5%

				2008 A		

--	--	--	--	--	--	--

()

—

		7,460,000

5%

()

()

2014	1	3	39	---	
40	---		41	---	
	2	---	9	---	30
---			33	---	7
1			2014	6	2014
37	---	2014			A+H
	2013			41	---
		2	---	37	---
	5				2013
			2	---	"
"			"		"
"			"		"
"			2014		2014
			30	---	(1)
					(2)
			30	---	

1

		2013 1 1	2013 12 31		
			+/-	+/-	+/-
CASAMineralsLimited			-42,142,585	42,142,585	
Solantera			-7,771,757	7,771,757	
			-4,000,000	4,000,000	

2014

		2013 1 1	2013 12 31
--	--	----------	------------

+/-

2014

		549,332,668	-549,332,668
		-	549,332,668
			549,332,668

1 2013 9 40 60
 100 2013 10 25 2014 8
 7 10
 40 60
 33 50 83 2013 25
 2014 9 3 4 2014
 25 5 5.5% 2014 9 5
 2 2015 1 15 ()
 " " " " 55% 27,000
 " " 95%
 (" ") 100%
 2015 1 15 " "
 " "
 5% 2,800
 3 2015 1 12 " "
 2015 2 6
 0.20
 82.43%
 17.57% 3,300

()
1

		(%)							(%)
	0	0	0	0	0	0	0	0	0
	21,700,157,650	100	0	0	0	-127,344,000	-127,344,000	21,572,813,650	100
1	15,803,803,650	72.83	0	0	0	0	0	15,803,803,650	73.26
2	5,896,354,000	27.17	0	0	0	-127,344,000	-127,344,000	5,769,010,000	26.74
	21,700,157,650	100	0	0	0	-127,344,000	-127,344,000	21,572,813,650	100

2

2013 5 28 2014 5 28
H
2014 H H 127,344,000 2014 1-2
54,302,000 9-11 73,042,000 2.34
2013 2014 2 7 H
2,164,585,565 2014 9-11 H

2014 11 19 2014

H

3

2014

0.11

1.30

() :

()	865,691
()	902,282

()

:

			(%)			
	-400,000,000	5,916,353,180	27.43	0	208,484,145	
					1,998,484,145	
	-142,766,700	5,735,719,229	26.59	0		
	-567,452,907	1,850,158,372	8.58	0		

2014

	0	256,245,000	1.19	0			
	-123,900,020	128,691,133	0.60	0		105,720,000	
	-22,000,000	110,000,000	0.51	0			
	27,991,500	54,534,352	0.25	0			
- 300	718,958	43,231,968	0.20	0		306,900	
- 2007-2	-9,999,961	34,508,886	0.16	0			
- 300	10,659,610	32,576,405	0.15	0			
		5,916,353,180				5,916,353,180	
		5,735,719,229				5,735,719,229	
		1,850,158,372				1,850,158,372	
		256,245,000				256,245,000	
		128,691,133				128,691,133	
		110,000,000				110,000,000	

2014

		54,534,352		54,534,352
300	-	43,231,968		43,231,968
2007-2	-	34,508,886		34,508,886
300	-	32,576,405		32,576,405
		2014 12 31 H		

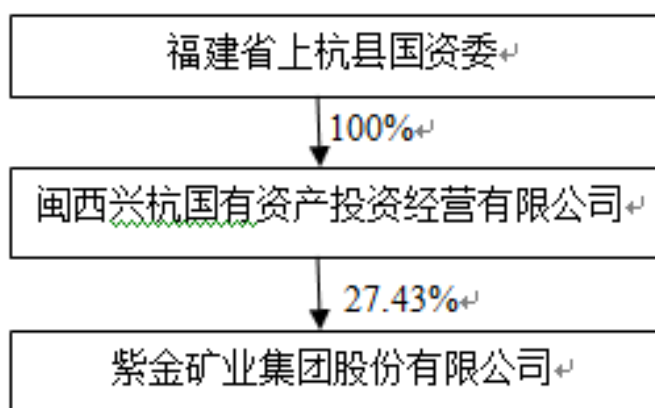
()

1

	2000 6 29		
	70511151-X		
	368,000,000		
	2014	176,341.77	148,585.61
	2014	1,320,130.04	
	711,235.45		
	2014	-13,199.2	
		222,994.79	
		-121,948.59	

()

1



()

	()										
			58	2013 10 25	2016 10 24	132,000,000	110,000,000	-22,000,000			306
			59	2013 10 25	2016 10 24						406.65
			57	2013 10 25	2016 10 24						142.71
			51	2013 10 25	2016 10 24	7,500,000	7,500,000				204.97
			47	2013 10 25	2016 10 24	1,500,000	1,500,000				205.17
			41	2013 10 25	2016 10 24	750,000	750,000				205.17
			39	2013 10 25	2016 10 24						15
			67	2013 10 25	2016 10 24						
			64	2013 10 25	2016 10 24						
			68	2013 10 25	2014 10 23						

2014

			57	2013 10 25	2016 10 24					15	
			65	2014 10 23	2016 10 24						
			51	2013 10 25	2016 10 24					203.78	
			64	2013 10 25	2016 10 24					12	
			47	2013 10 25	2016 10 24					-	
			45	2013 10 25	2016 10 24	24,450	24,450			7.2	
			64	2013 10 25	2016 10 24					7.2	
			60	2013 10 25	2016 10 24					165.68	
			49	2013 10 25	2016 10 24	3,000,000	3,000,000			167.55	
			51	2013 10 25	2016 10 24					168.28	
			45	2013 10 25	2016 10 24					168.14	
			51	2013 10 25	2016 10 24					168.93	
			54	2013 10 25	2016 10 24					123	
	/	/	/	/	/	144,774,450	122,774,450	-22,000,000	/	2,692.43	/

2013

EMBA

2000

2006 8

2009 11

/ ,

2013 2

2013 6

2013 10

2012 5

1994

2000 8

2006 8

2006

8

1996 3

2006 8

2009 11

2009 11

2013 10

1997 8

2006 8

2013 10

2013

1

2011 5

()

2010 7

2011 12

A+H

00195.HK

2014 10 23

2009 11

2000

8

2006 8

1989

2000

2006 8

2005

2006

8 2009 11

2009 11 2013 10

1994

2006 8

()

NI43-101

Noranda

Barrick Gold Corp

Falconbridge

Inco

2003

2012

1993

2009 11

"

"

2003 10

-2013 5

2004 12

2013 10 25 2014 10 23

()

()

	" "
--	-----

"

" "

"

" "

/

()

	3,200
	20,024
	23,224
	252
	12,343
	276
	5,441
	528
	4,636
	23,224
	311
	3,165
	4,263
	15,485
	23,224

()

” ”

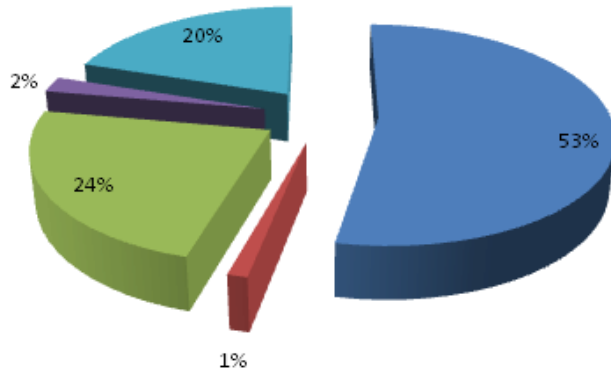
()

KPI

IMT

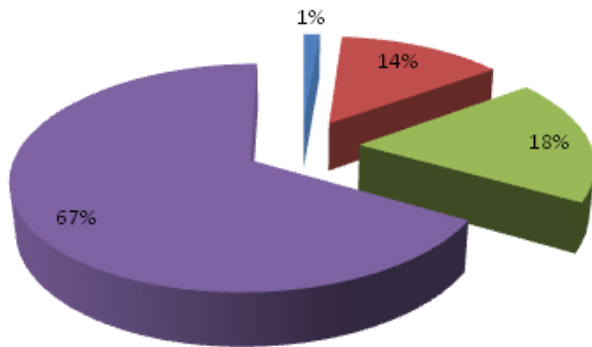
()

■ 生产人员 ■ 销售人员 ■ 技术人员 ■ 财务人员 ■ 行政人员



()

■ 硕士研究生及以上 ■ 本科 ■ 大专 ■ 中专及其以下



()

	2,268,888,873

1

1

1

2

3

11

4

4

5

2

,

,

,

5

3 -

[2013]110
2014 19

2014

2014 147

6

7

" "

8

9

2013	2014 5 28	H	2013	www. sse. com. cn	2014 5 29

2014

()

		22	22	16	0	0	2
		22	22	16	0	0	2
		22	19	16	3	0	2
		22	22	16	0	0	2
		22	21	16	1	0	1
		22	22	16	0	0	2
		22	22	16	0	0	2
		22	21	17	1	0	2
		22	22	16	0	0	2
		22	22	16	0	0	2
		15	10	7	0	5	0
		7	7	7	0	0	1

2014 10 23

	22
	5
	16
	1

()

()

2014

2013 2014 2014

2014

2015 3 19 2014

2014 12 31 2014

2014

2014

,

" "

2014

50

ERP

PMS

2014 12 31

2014 12 31

2014

"

"

2014

- 1
- 2
- 3
- 4
- 5
- 6

2014

2014

2015 3 21



(2015) 60468092_G01

2014

2014 12 31

(2)

(1)

2014 12 31

2014

()

2015 3 20

	<u>2014</u>	<u>2013</u>
1	4,139,672,768	4,491,737,212
2	312,247,627	475,941,951
3	538,484,702	780,847,129
4	1,228,075,464	519,354,631
5	649,968,149	921,089,268
6	1,266,545,176	1,791,576,506
7	10,353,917,540	8,200,028,550
8	<u>1,129,315,164</u>	<u>751,212,263</u>
	<u>19,618,226,590</u>	<u>17,931,787,510</u>
9	495,285,702	698,616,484
10	5,346,350,207	4,679,157,936
11	174,284,695	112,444,271
12	25,003,524,624	19,353,330,551
13	7,964,785,151	9,986,200,612
14	274,012,010	189,696,519
15	9,385,134,080	8,498,320,317
16	496,758,705	496,758,705
17	1,126,092,176	1,093,707,245
18	867,406,609	795,179,740
19	<u>4,407,727,099</u>	<u>3,063,189,230</u>
	<u>55,541,361,058</u>	<u>48,966,601,610</u>
	<u>75,159,587,648</u>	<u>66,898,389,120</u>

()
2014 12 31

		<u>2014</u>	<u>2013</u>
	21	4,551,121,572	2,774,147,375
	22	8,597,538,500	6,746,734,855
	23	282,976,147	281,648,206
	24	4,011,412,543	4,593,524,531
	25	1,005,215,386	577,062,261
	26	389,444,043	321,424,528
	27	656,071,856	1,014,800,781
	28	35,938,170	5,534,343
	29	2,626,729,259	2,267,104,690
	30	1,347,611,097	1,377,984,690
		<u>23,504,058,573</u>	<u>19,959,966,260</u>
	31	8,339,476,546	6,997,843,844
	32	7,923,716,925	5,405,880,513
	33	413,864,086	309,261,109
	34	177,486,513	147,115,898
	35	538,727,221	549,332,668
	18	593,335,439	443,536,908
		<u>17,986,606,730</u>	<u>13,852,970,940</u>
		<u>41,490,665,303</u>	<u>33,812,937,200</u>
	36	2,157,281,365	2,170,015,765
	37	7,329,951,989	7,502,349,142
	38	(447,341,491)	(459,778,979)
	39	108,445,194	101,948,305
	40	1,319,401,104	1,319,401,104
	41	17,591,716,635	16,978,322,418
		<u>28,059,454,796</u>	<u>27,612,257,755</u>
		<u>5,609,467,549</u>	<u>5,473,194,165</u>
		<u>33,668,922,345</u>	<u>33,085,451,920</u>
		<u>75,159,587,648</u>	<u>66,898,389,120</u>

:

:

:

	<u>2014</u>	<u>2013</u>
42	58,760,533,928	49,771,511,898
42	50,881,767,555	40,846,480,113
43	838,416,174	719,196,040
44	905,512,920	525,665,748
45	2,175,124,236	2,165,817,191
46	767,954,016	733,059,904
47	362,952,805	792,141,366
48	(141,213,373)	18,736,057
49	772,566,108	13,767,646
	<u>21,433,814</u>	<u>117,156,560</u>
	3,460,158,957	4,021,655,239
50	236,741,221	223,486,351
	53,043,654	8,467,645
51	372,762,188	410,440,020
	<u>151,038,028</u>	<u>126,942,650</u>
	3,324,137,990	3,834,701,570
52	<u>688,695,999</u>	<u>973,432,498</u>
	<u>2,635,441,991</u>	<u>2,861,269,072</u>
	<u>2,345,062,669</u>	<u>2,125,353,823</u>
	<u>290,379,322</u>	<u>735,915,249</u>
	11,541,426	86,901,813
	896,062	(160,130,205)
	12,437,488	(73,228,392)
	(19,781,959)	(18,229,147)
	(7,344,471)	(91,457,539)
	<u>2,628,097,520</u>	<u>2,769,811,533</u>
	<u>2,357,500,157</u>	<u>2,052,125,431</u>
	<u>270,597,363</u>	<u>717,686,102</u>
53	<u>0.11</u>	<u>0.10</u>

2014

		2,170,015,765	7,502,349,142	(459,778,979)	101,948,305	1,319,401,104	16,978,322,418	27,612,257,755	5,473,194,165	33,085,451,920
()		-	-	12,437,488	-	-	2,345,062,669	2,357,500,157	270,597,363	2,628,097,520
()										
1.	H	(12,734,400)	(172,397,153)	-	-	-	-	(185,131,553)	-	(185,131,553)
2.		-	-	-	-	-	-	-	419,996,395	419,996,395
()										
1.		-	-	-	-	-	(1,731,668,452)	(1,731,668,452)	(550,114,514)	(2,281,782,966)
()										
1.		-	-	-	648,214,175	-	-	648,214,175	97,152,034	745,366,209
2.		-	-	-	(641,717,286)	-	-	(641,717,286)	(101,357,894)	(743,075,180)
() ()		<u>(12,734,400)</u>	<u>(172,397,153)</u>	<u>12,437,488</u>	<u>6,496,889</u>	<u>-</u>	<u>613,394,217</u>	<u>447,197,041</u>	<u>136,273,384</u>	<u>583,470,425</u>
		<u>2,157,281,365</u>	<u>7,329,951,989</u>	<u>(447,341,491)</u>	<u>108,445,194</u>	<u>1,319,401,104</u>	<u>17,591,716,635</u>	<u>28,059,454,796</u>	<u>5,609,467,549</u>	<u>33,668,922,345</u>

2013

		2,181,196,365	7,935,180,113	(386,550,587)	98,196,798	1,319,401,104	17,034,164,960	28,181,588,753	5,401,376,986	33,582,965,739
()		-	-	(73,228,392)	-	-	2,125,353,823	2,052,125,431	717,686,102	2,769,811,533
()										
	1. H	(11,180,600)	(143,149,886)					(154,330,486)	-	(154,330,486)
	2. #	-	(289,681,085)	-	-	-	-	(289,681,085)	72,105,000	(217,576,085)
()										
	1.	-	-	-	-	-	(2,181,196,365)	(2,181,196,365)	(740,074,356)	(2,921,270,721)
()										
	1.	-	-	-	677,165,644	-	-	677,165,644	96,672,703	773,838,347
	2.	-	-	-	(673,414,137)	-	-	(673,414,137)	(74,572,270)	(747,986,407)
() ()		<u>(11,180,600)</u>	<u>(432,830,971)</u>	<u>(73,228,392)</u>	<u>3,751,507</u>	<u>-</u>	<u>(55,842,542)</u>	<u>(569,330,998)</u>	<u>71,817,179</u>	<u>(497,513,819)</u>
		<u>2,170,015,765</u>	<u>7,502,349,142</u>	<u>(459,778,979)</u>	<u>101,948,305</u>	<u>1,319,401,104</u>	<u>16,978,322,418</u>	<u>27,612,257,755</u>	<u>5,473,194,165</u>	<u>33,085,451,920</u>

#

37

	<u>2014</u>	<u>2013</u>
	62,565,273,259	53,396,720,868
54	<u>942,940,808</u>	<u>488,773,880</u>
	<u>63,508,214,067</u>	<u>53,885,494,748</u>
	(50,060,644,691)	(37,320,035,917)
	(2,592,389,468)	(2,056,233,096)
	(3,579,992,776)	(4,234,484,779)
54	<u>(954,563,340)</u>	<u>(1,432,277,392)</u>
	<u>(57,187,590,275)</u>	<u>(45,043,031,184)</u>
55	<u>6,320,623,792</u>	<u>8,842,463,564</u>
	545,922,233	1,045,323,031
	76,849,234	175,219,855
	77,382,630	102,049,752
55	96,075,770	22,378,140
54	<u>341,789,835</u>	<u>288,046,283</u>
	<u>1,138,019,702</u>	<u>1,633,017,061</u>
	(6,220,740,665)	(8,620,922,740)
	(2,340,340,110)	(1,423,893,403)
55	(1,319,030,811)	136,723
54	<u>(509,667,366)</u>	<u>(68,067,205)</u>
	<u>(10,389,778,952)</u>	<u>(10,112,746,625)</u>
	<u>(9,251,759,250)</u>	<u>(8,479,729,564)</u>

2014 ()

	<u>2014</u>	<u>2013</u>
	41,821,084	130,714,613
	<i>41,821,084</i>	<i>130,714,613</i>
	6,393,829,771	4,565,318,402
	8,445,476,690	6,844,969,796
	2,500,000,000	2,500,000,000
54	<u>360,304,291</u>	<u>836,570,035</u>
	<u>17,741,431,836</u>	<u>14,877,572,846</u>
	(5,192,693,483)	(7,008,490,031)
	(6,734,555,410)	(6,417,818,475)
	(3,034,005,043)	(3,686,986,618)
	<i>(550,114,514)</i>	<i>(740,074,356)</i>
54	<u>(366,095,151)</u>	<u>(359,197,586)</u>
	<u>(15,327,349,087)</u>	<u>(17,472,492,710)</u>
	<u>2,414,082,749</u>	<u>(2,594,919,864)</u>
	<u>7,880,144</u>	<u>(61,621,090)</u>
55	(509,172,565)	(2,293,806,954)
	<u>4,020,933,021</u>	<u>6,314,739,975</u>
55	<u><u>3,511,760,456</u></u>	<u><u>4,020,933,021</u></u>

	<u>2014</u>	<u>2013</u>
	4,228,054,747	3,858,328,024
	180,602,763	135,738,802
	221,025,393	83,734,355
1	824,988,293	1,166,401,878
	106,641,016	74,528,015
	39,628,660	24,257,500
2	7,387,979,624	8,083,561,546
	578,783,457	408,499,205
	<u>57,798,472</u>	<u>66,518,178</u>
	<u>13,625,502,425</u>	<u>13,901,567,503</u>
3	214,750,000	357,398,928
4	12,592,073,264	11,237,572,693
5	3,041,451,003	3,114,611,380
6	667,056,609	455,097,581
	2,091,525	6,064,431
7	289,074,937	302,634,555
8	164,007,955	176,801,483
	164,923,758	211,403,875
9	<u>9,829,588,668</u>	<u>4,324,814,636</u>
	<u>26,965,017,719</u>	<u>20,186,399,562</u>
	<u>40,590,520,144</u>	<u>34,087,967,065</u>

()
2014 12 31

	<u>2014</u>	<u>2013</u>
	960,683,000	518,236,500
	5,303,569,501	4,510,524,854
11	555,879,611	372,302,808
	15,109,200	-
	5,716,900	1,183,110
	136,631,631	131,886,635
	185,678,938	323,431,678
	532,884,267	564,995,521
	86,651,800	380,806,634
	72,991,394	67,884,216
	<u>7,855,796,242</u>	<u>6,871,251,956</u>
	3,117,946,200	646,271,400
12	5,000,000,000	2,500,000,000
13	292,527,534	276,247,534
	365,481,817	369,310,842
	141,119,944	152,784,214
	<u>8,917,075,495</u>	<u>3,944,613,990</u>
	<u>16,772,871,737</u>	<u>10,815,865,946</u>
	2,157,281,365	2,170,015,765
	8,591,958,808	8,764,355,961
	-	(17,089,603)
	-	16,589
	1,090,812,600	1,090,812,600
	<u>11,977,595,634</u>	<u>11,263,989,807</u>
	<u>23,817,648,407</u>	<u>23,272,101,119</u>
	<u>40,590,520,144</u>	<u>34,087,967,065</u>

2014

		2,170,015,765	8,764,355,961	(17,089,603)	16,589	1,090,812,600	11,263,989,807	23,272,101,119
()		-	-	17,089,603	-	-	2,445,274,279	2,462,363,882
()	1. H	(12,734,400)	(172,397,153)	-	-	-	-	(185,131,553)
()	1.	-	-	-	-	-	(1,731,668,452)	(1,731,668,452)
()	1.	-	-	-	326,114,800	-	-	326,114,800
	2.	-	-	-	(326,131,389)	-	-	(326,131,389)
() ()		<u>(12,734,400)</u>	<u>(172,397,153)</u>	<u>17,089,603</u>	<u>(16,589)</u>	<u>-</u>	<u>713,605,827</u>	<u>545,547,288</u>
		<u>2,157,281,365</u>	<u>8,591,958,808</u>	<u>-</u>	<u>-</u>	<u>1,090,812,600</u>	<u>11,977,595,634</u>	<u>23,817,648,407</u>

2013

		2,181,196,365	8,907,505,847	(43,159,254)	16,021	1,090,812,600	10,682,213,790	22,818,585,369
()		-	-	26,069,651	-	-	2,762,972,382	2,789,042,033
()	1. H	(11,180,600)	(143,149,886)	-	-	-	-	(154,330,486)
()	1.	-	-	-	-	-	(2,181,196,365)	(2,181,196,365)
()	1.	-	-	-	272,212,302	-	-	272,212,302
	2.	-	-	-	(272,211,734)	-	-	(272,211,734)
() ()		<u>(11,180,600)</u>	<u>(143,149,886)</u>	<u>26,069,651</u>	<u>568</u>	<u>-</u>	<u>581,776,017</u>	<u>453,515,750</u>
		<u>2,170,015,765</u>	<u>8,764,355,961</u>	<u>(17,089,603)</u>	<u>16,589</u>	<u>1,090,812,600</u>	<u>11,263,989,807</u>	<u>23,272,101,119</u>

2014

	<u>2014</u>	<u>2013</u>
	10,354,098,803	9,582,637,918
	530,128,528	453,156,364
	<u>10,884,227,331</u>	<u>10,035,794,282</u>
	(7,443,435,816)	(6,686,649,357)
	(517,881,403)	(445,651,745)
	(1,042,208,063)	(1,351,094,803)
	(261,299,224)	(321,838,590)
	<u>(9,264,824,506)</u>	<u>(8,805,234,495)</u>
18	<u>1,619,402,825</u>	<u>1,230,559,787</u>
	1,687,683,544	1,544,782,916
	1,196,197,658	1,720,011,193
	63,730,828	471,890,071
	123,001,216	171,990,308
	<u>3,070,613,246</u>	<u>3,908,674,488</u>
	(1,410,203,986)	(791,706,555)
	(565,967,719)	(920,724,170)
	(5,801,375,121)	(4,404,499,517)
	<u>(7,777,546,826)</u>	<u>(6,116,930,242)</u>
	<u>(4,706,933,580)</u>	<u>(2,208,255,754)</u>

2014 ()

	<u>2014</u>	<u>2013</u>
	3,915,062,550	1,774,100,603
	5,955,044,164	4,573,735,822
	2,500,000,000	2,500,000,000
	-	598,380,980
	<u>12,370,106,714</u>	<u>9,446,217,405</u>
	(1,303,378,700)	(1,503,171,761)
	(5,228,228,903)	(4,920,632,790)
	(2,072,774,704)	(2,347,652,569)
	(239,297,199)	(208,744,481)
	<u>(8,843,679,506)</u>	<u>(8,980,201,601)</u>
	<u>3,526,427,208</u>	<u>466,015,804</u>
	<u>(2,133,313)</u>	<u>(4,913,910)</u>
18	436,763,140	(516,594,073)
	<u>2,855,546,020</u>	<u>3,372,140,093</u>
18	<u>3,292,309,160</u>	<u>2,855,546,020</u>

。) 2000 9 6 (“ ”) (“ ”) 。 (、
 350000100016737
 2000 8 17 (2000)22
 (“ ”)
 (“ ”)
 ”) 1999 12 31 (“ ”) (“ ”)
 2004 6 16
 2003 6 28 2003 11
 18 [2003]41 、
 400,544,000 3.3 (3.516) 0.1
 36,413,090 3.3 ()
 3.516) 131,413,091 2004 5 28
 2003 131,413,091
 1,314,130,910 0.1
 262,826,182 2005 5 31 2004
 262,826,182 2,628,261,820 0.1
 525,652,364 2006 5 18 2005
 525,652,364
 5,256,523,640 0.1 2005 5,256,523,640
 10 10 2007 4 30 2006
 262,826,182
 2,628,261,820 0.1 2006 10,513,047,280
 10 2.5
 1,314,130,910 [2008]417
 [2008]29 2008 4 25 (“ ”)
 A ”) 14 0.1 7.13
 1,454,130,910
 A 1,050,000,000 2008 4 25
 350,000,000 2008 7 25
 4,210,902,100 36 4,924,966,980
 12 A 2009 4 27
 33.87%
 2011 5 30 2010
 727,065,455 7,270,654,550 0.1 2010
 14,541,309,100 10 5

()
2014 12 31

()

2013 5 28	2012	2013	A	2013
H			H	
2013 8 21	2013 11 13	2013 12 4	2013 12 10	2013 12
16	2013 12 18	H	2013 12 31	
H 111,806,000		36		

2014 5 28	2013	2014	A	2014	H
			H		
2014 1 3	2014 1 10	2014 2 7	2014 9 15	2014 9 18	
2014 9 19	2014 9 22	2014 10 28	2014 11 6	2014 11 7	
2014 11 18	H	2014 12 31		H 127,344,000	
	36				

) () () ()

2015 3 20

1.

(“ ”)

2014 12 31
23,504,058,573

19,618,226,590

3,300,000,000

5
2015 9 22

()
2014 12 31

()

2. /

2014 1 3							
	、	41	39	、	、	40	
2	、	33	9	、	、	30	
7 1	、	2014	2014 6	、	、	2014	
37	、	2013	、	、	、	A+H	
	、	2	、	、	、	41	
2013	、	5	、	、	、	37	
	、	2	、	、	、		
	、	30	、	、	、	(1)	
	、	30	、	、	、	(2)	
	、	30	、	、	、		

2014 2013

2014 12 31

	5,755,596,959	(409,246,752)	5,346,350,207
	86,038,950	409,246,752	495,285,702
	7,263,929,290	66,022,699	7,329,951,989
	(381,318,792)	(66,022,699)	(447,341,491)
	538,727,221	(538,727,221)	-
	-	538,727,221	538,727,221

()
2014 12 31

()

2. / ()

()

2013 12 31	5,034,150,419	(354,992,483)	4,679,157,936
	343,624,001	354,992,483	698,616,484
	7,424,785,017	77,564,125	7,502,349,142
	(382,214,854)	(77,564,125)	(459,778,979)
	549,332,668	(549,332,668)	-
	-	549,332,668	549,332,668
2014 12 31			
	12,806,823,264	(214,750,000)	12,592,073,264
	-	214,750,000	214,750,000
	8,591,958,808	-	8,591,958,808
	-	-	-
	506,601,761	(365,481,817)	141,119,944
	-	365,481,817	365,481,817
2013 12 31			

2014 12 31 ()

1.

2014

2014 12 31

2.

1 1 12 31

3.

4.

)

(

(

)

(

)

)

(

(

)

(

)

2014 12 31 ()

()

5.

2014 12 31

()

6.

7.

“ ”

7. ()
()

8.

(1)

(2)

(b)

(a)

“ ”

2014 12 31 ()

()
8. ()
_____ ()

()

8. ()

_____ ()

()

)

(

()

)

(

()

8. ()

_____ ()

()

) (

2014 12 31 ()

()

8. ()

9.

(1)

10,000,000

(2)

10.

2014 12 31 ()

()

11.

)

(

(

)

、 7 — °

2014 12 31 ()

11. () ()

()

12.

()
2014 12 31

()

13.

(12)

	8-50	0%-5%	1.90-12.50%
	8-30	0%-5%	3.17-12.50%
	5-15	0%-5%	6.33-20.00%
	4-10	0%-5%	9.50-25.00%
	3-10	0%-5%	9.50-33.33%

14.

15.

- (1)
- (2)
- (3)

()

15. ()

(1)

(2)

3

16.

15

—

—

(30-50)
(50)
(10)

2014 12 31 ()

()

17.

1

5-50

18.

19.

()

19. ()

_____ ()

20.

- (1)
- (2)
- (3)

21.

2014 12 31 ()

()

21. ()

22.

23.

(1)

(2)

2014 12 31 ()

23. () ()

(1)

(2)

24.

2014 12 31 ()

()

25.

()

26.

27.

28.

()

2014 12 31 ()

()

29.

—

-

Sprott Inc.

82.89%

2014 12 31 ()

29. ()
()

()

2014 12 31 ()

29. ()
()
_____ ()

) (

1.

		17%
<p>1 1</p> <p>8.5) (2013 12 12.80</p>	<p>6 7) (2013 20</p>	<p>° ([2013]37) 2014</p> <p>11% 6%</p> <p>3%</p> <p>5% 3% 5%</p> <p>1% 7%</p> <p>2 8.5 (2013 6 7 2</p> <p>9.52) (2013 20)</p> <p>2% 4%</p> <p>25%</p> <p>16.5%</p> <p>30%</p> <p>15%</p>

()
2014 12 31

()

2.

- 、 2011 58 2011 1 1 2020 12 31 。
- 、 2013 21 2011 。
- 70 15
- 2014 15%
- (1) 2014 3 10 、 。
- [2014]104 2014 12 2 、 。
- [2014]498) ()
- 2014 15
- (2) 2014 12 12 、 。
- [2014]54) ()
- 2014 15
- (3) 2014 6 17 、 、
- ()
- 2014 15
- (4) 2014 10 30 、 、
- () ([2014]78)
- 2014 15
- (5) 2014 5 22 、 、
- () 2014
- 。 15

()
2014 12 31

1.

	2014	2013
	4,544,293	7,136,797
	3,381,995,140	3,867,165,831
(1)	753,133,335	617,434,584
	4,139,672,768	4,491,737,212
1	2014 12 31	63,458,096 (2013 12
31	62,736,364)	
	71,092 (2013 12 31	70,813)
	54,715,758 (2013 12 31	66,207,179
)	509,667,366 (2013 12 31	
341,789,835)	2014 12 31	
125,221,023 (2013 12 31	146,630,393)	
2014 12 31	397,748,850 (2013 12 31	
678,861,179)		
		7 12

2.

	2014	2013
(1)	114,615,762	288,536,824
(2)	60,641,750	14,943,541
(3)	136,990,115	172,461,586
	312,247,627	475,941,951

()
2014 12 31

()

2.

()

1

2

2014 12 31
2,540,478 (2013 12 31)

3

5,376,205)

2014 12 31
1,006,089 (2013 12 31
2014 12 31
4,521,160 (2013 12 31 315,542)

3.

2014

2013

537,013,069

774,567,488

1,471,633

6,279,641

538,484,702

780,847,129

2014

2013

6,600,000

18,250,000

2014

2013

404,367,014

-

157,587,329

-

2014 12 31

2013 12 31

2014 12 31 ()

()

4.

1 6

		2014	2013
	1	1,204,922,684	498,591,771
	1 2	17,117,052	12,565,676
	2 3	8,577,001	7,575,162
	3	<u>1,594,371</u>	<u>8,065,554</u>
		1,232,211,108	526,798,163
		<u>4,135,644</u>	<u>7,443,532</u>
		<u>1,228,075,464</u>	<u>519,354,631</u>

1 6

		<u>7,443,532</u>	<u>4,119,219</u>	<u>-</u>	<u>(7,427,107)</u>	<u>4,135,644</u>
2014		<u>7,393,935</u>	<u>49,597</u>	<u>-</u>	<u>-</u>	<u>7,443,532</u>
2013						

2014				2013							
		(%)	(%)			(%)	(%)				
		932,872,837	75.71	-	-	932,872,837	352,453,338	66.90	-	-	352,453,338
		<u>299,338,271</u>	<u>24.29</u>	<u>4,135,644</u>	1.38	<u>295,202,627</u>	<u>174,344,825</u>	<u>33.10</u>	<u>7,443,532</u>	4.27	<u>166,901,293</u>
		<u>1,232,211,108</u>	<u>100.00</u>	<u>4,135,644</u>	0.34	<u>1,228,075,464</u>	<u>526,798,163</u>	<u>100.00</u>	<u>7,443,532</u>	1.41	<u>519,354,631</u>

()
2014 12 31

		()		
4.	()			
2014		4,119,219	(2013	49,597)
(2013)			
2014			(“	”)
				7,427,107 (2013)
2014 12 31				
				(%)
	(“	”)	311,240,643	25.26 -
			111,964,890	9.09 -
	(“	”)	66,433,565	5.39 -
			52,917,682	4.29 -
	(“	”)	51,953,639	4.22 -
			<u>594,510,419</u>	<u>48.25</u> -
2013 12 31				
				(%)
			45,954,449	8.72 -
WESTERN AUSTRALIAN MINT			39,006,583	7.40 -
			25,678,911	4.87 -
			22,347,491	4.24 -
			16,729,593	3.18 -
			<u>149,717,027</u>	<u>28.42</u> -

2014 12 31 ()

()

5.

2014	2013
_____	_____
(%)	

()
2014 12 31

()

6.

		2014	2013
1		797,880,908	1,389,263,416
1	2	350,560,090	245,734,384
2	3	115,251,587	88,059,076
3		<u>237,013,029</u>	<u>234,275,416</u>
		1,500,705,614	1,957,332,292
		<u>234,160,438</u>	<u>165,755,786</u>
		<u><u>1,266,545,176</u></u>	<u><u>1,791,576,506</u></u>

2014	<u>165,755,786</u>	<u>80,595,738</u>	<u>(89,770)</u>	<u>(12,101,316)</u>	<u>234,160,438</u>
2013	<u>9,876,229</u>	<u>159,934,354</u>	<u>-</u>	<u>(4,054,797)</u>	<u>165,755,786</u>

2014				2013					
	(%)	(%)		(%)	(%)				
1,033,941,729	68.90	212,792,416	20.58	821,149,313	1,307,242,955	66.79	150,992,416	11.55	1,156,250,539
<u>466,763,885</u>	<u>31.10</u>	<u>21,368,022</u>	4.58	<u>445,395,863</u>	<u>650,089,337</u>	33.21	<u>14,763,370</u>	2.27	<u>635,325,967</u>
<u>1,500,705,614</u>	<u>100</u>	<u>234,160,438</u>	15.60	<u>1,266,545,176</u>	<u>1,957,332,292</u>	<u>100</u>	<u>165,755,786</u>	8.47	<u>1,791,576,506</u>

2014 12 31

		%
")	("	146,443,980
	140,992,416	96.28
("	")	61,800,000
	61,800,000	100.00
")	("	10,034,878
	10,000,000	99.65
		<u>218,278,858</u>
		<u>212,792,416</u>

()
2014 12 31

()

6. ()

2013 12 31

				%
		140,992,416	140,992,416	100.00
		<u>10,034,878</u>	<u>10,000,000</u>	99.65
		<u>151,027,294</u>	<u>150,992,416</u>	
2014	89,770 (2013)	80,595,738	(2013 159,934,354)	
2014		12,101,316	(2013 4,054,797)	
			2014	2013
			205,828,144	817,313,909
			120,396,745	198,420,519
			54,673,792	54,191,857
			38,759,953	59,787,196
			300,203,672	215,233,573
			168,611,139	165,680,191
			10,613,491	35,419,961
			11,699,344	7,271,646
			130,658,293	86,034,614
			156,543,432	136,992,854
			162,070,984	47,765,284
			<u>140,646,625</u>	<u>133,220,688</u>
			1,500,705,614	1,957,332,292
			<u>234,160,438</u>	<u>165,755,786</u>
			<u>1,266,545,176</u>	<u>1,791,576,506</u>

()
2014 12 31

()

6. ()

2014 12 31

				1	2	3	4
				(%)			
	(1)	157,444,785	1	3	10.49	140,992,416	
(“	”)(2)	125,840,050	1		8.39	-	
	(3)	80,000,000	3		5.33	-	
	(4)	69,433,377	1		4.63	-	
	(4)	<u>68,887,387</u>	<u>1</u>		<u>4.59</u>	<u>-</u>	
		<u>501,605,599</u>			<u>33.43</u>	<u>140,992,416</u>	

2013 12 31

				1	2	3	4
				(%)			
		334,800,000	1		17.10	-	
		223,200,000	1		11.40	-	
		149,560,000	1		7.64	-	
	(1)	149,647,992	1	2	7.65	140,992,416	
	(3)	<u>100,000,000</u>	<u>3</u>		<u>5.11</u>	<u>-</u>	
		<u>957,207,992</u>			<u>48.90</u>	<u>140,992,416</u>	

1		2012	2014		2012	
		118,350,000			2013	4 6
		2013				
		22,500,000				
		5,400,000				
					140,992,416	

2						
		”				
		2014	12	31		
		125,840,050				

()
2014 12 31

()

6. ()

3 2009 12 ()
198,000,000

2011
198,000,000

2013 2014 2012
78,000,000 20,000,000 20,000,000

2015

4

138,320,764

7.

2014		2013	
3,380,821,280	(32,119,983)	3,348,701,297	2,655,205,272
3,447,584,035	(1,416,244)	3,446,167,791	(76,180,762)
1,410,330,719	(96,795,588)	1,313,535,131	(1,772,330)
2,239,792,956	-	2,239,792,956	12,286,322
5,720,365	-	5,720,365	-
10,484,249,355	(130,331,815)	10,353,917,540	8,290,267,964
			(90,239,414)
			8,200,028,550

2014

76,180,762	192,889,321	(236,950,100)	32,119,983
1,772,330	2,402,410	(2,758,496)	1,416,244
12,286,322	105,761,729	(21,252,463)	96,795,588
90,239,414	301,053,460	(260,961,059)	130,331,815

2013

54,027,114	71,303,031	(49,149,383)	76,180,762
2,265,501	5,140,406	(5,633,577)	1,772,330
5,637,058	38,705,981	(32,056,717)	12,286,322
61,929,673	115,149,418	(86,839,677)	90,239,414

2014 12 31 ()

	()		
7.	()		
	()		
2014	/	/	
	/		
2013	/	/	
	/		
2014 12 31	492,959,037	(2013 12 31	575,977,286)
	56		
2014 12 31		57,286,686	(2013 12
31	32,239,186		

2014 12 31 ()

8. ()

	2014	2013
	212,346,626	187,652,816
	3,995,378	7,094,787
	15,825,608	34,682,361
(1)	527,636,689	445,835,700
	<u>369,510,863</u>	<u>75,946,599</u>
	<u>1,129,315,164</u>	<u>751,212,263</u>

1

9.

2014			2013		
-	-	-	38,099,842	-	38,099,842
167,657,409	(81,618,459)	86,038,950	436,593,676	(131,069,517)	305,524,159
<u>435,957,175</u>	<u>(26,710,423)</u>	<u>409,246,752</u>	<u>381,702,906</u>	<u>(26,710,423)</u>	<u>354,992,483</u>
<u>603,614,584</u>	<u>(108,328,882)</u>	<u>495,285,702</u>	<u>856,396,424</u>	<u>(157,779,940)</u>	<u>698,616,484</u>

2014			2013		
169,704,751	-	169,704,751	459,306,431	38,099,842	497,406,273
86,038,950	-	86,038,950	305,524,159	38,099,842	343,624,001
(2,047,342)	-	(2,047,342)	(22,712,755)	-	(22,712,755)
<u>(81,618,459)</u>	<u>-</u>	<u>(81,618,459)</u>	<u>(131,069,517)</u>	<u>-</u>	<u>(131,069,517)</u>

9. ()

2014

										(%)	
	(“ ”)	19,850,000	-	-	19,850,000	-	-	-	-	5.77	5,000,000
	(“ ”)	89,900,000	-	-	89,900,000	-	-	-	-	10.00	15,000,000
	(“ ”)	25,000,000	-	-	25,000,000	-	-	-	-	8.62	150,000
	(“ ”)*	30,000,000	-	-	30,000,000	-	-	-	-	0.82	-
	(“ ”)(1)	-	50,000,000	-	50,000,000	-	-	-	-	20.00	-
	(“ ”)	62,017,517	-	-	62,017,517	-	-	-	-	12.00	6,960,000
	(“ ”)*	18,314,097	-	-	18,314,097	-	-	-	-	2.56	-
	(“ ”)	10,500,000	-	-	10,500,000	(6,611,323)	-	-	(6,611,323)	3.03	-
	(“ ”)	40,000,000	-	(400,000)	39,600,000	(20,099,100)	-	-	(20,099,100)	8.00	-
	CASA Minerals Limited(“Casa Mining”)	42,142,585	-	(209,794)	41,932,791	-	-	-	-	8.01	-
	Solantera Resources Ltd. (“Solanter Resources”)	7,771,757	-	-	7,771,757	-	-	-	-	2.80	-
	(“ ”)	11,074,000	-	-	11,074,000	-	-	-	-	9.80	-
	(“ ”)	19,200,000	-	-	19,200,000	-	-	-	-	12.00	-
	(“ ”)	1,000,000	-	-	1,000,000	-	-	-	-	0.12	520,000
	(“ ”)(2)	-	6,575,000	(1,710,937)	4,864,063	-	-	-	-	55.00	-
		4,932,950	-	-	4,932,950	-	-	-	-		-
		<u>381,702,906</u>	<u>56,575,000</u>	<u>(2,320,731)</u>	<u>435,957,175</u>	<u>(26,710,423)</u>	-	-	<u>(26,710,423)</u>		<u>27,630,000</u>

*

()

9. ()

()

2013

								(%)		
		19,850,000	-	-	19,850,000	-	-	-	5.77	8,000,000
		89,900,000	-	-	89,900,000	-	-	-	10.00	10,200,000
		25,000,000	-	-	25,000,000	-	-	-	8.62	150,000
	*	30,000,000	-	-	30,000,000	-	-	-	0.82	-
		48,797,517	13,220,000	-	62,017,517	-	-	-	12.00	3,120,000
	*	18,314,097	-	-	18,314,097	-	-	-	2.56	-
		10,500,000	-	-	10,500,000	-	(6,611,323)	-	3.00	-
		40,000,000	-	-	40,000,000	-	(20,099,100)	-	10.00	-
CASA Mining		-	42,142,585	-	42,142,585	-	-	-	8.09	-
Solantera Resources		-	7,771,757	-	7,771,757	-	-	-	5.67	-
		-	11,074,000	-	11,074,000	-	-	-	9.80	-
		19,200,000	-	-	19,200,000	-	-	-	12.00	-
		1,000,000	-	-	1,000,000	-	-	-	0.24	390,000
		4,932,950	-	-	4,932,950	-	-	-		-
		<u>307,494,564</u>	<u>74,208,342</u>	<u>-</u>	<u>381,702,906</u>	<u>-</u>	<u>(26,710,423)</u>	<u>-</u>		<u>21,860,000</u>

*

()
2014 12 31

9. ()

	2014		2013	
	157,779,940	-	157,779,940	113,975,059
	26,810,425	-	26,810,425	118,723,879
	26,810,425	-	26,810,425	92,013,456
	(76,261,483)	-	(76,261,483)	(74,918,998)
	108,328,882	-	108,328,882	157,779,940
				113,975,059
				118,723,879
				92,013,456
				(74,918,998)

1 、 ° 20%

2 2014 3 13 (" " 55% (" " 45%))
2014 12 31

()
2014 12 31

()

10.

2014

(“ ”)	182,844,781	-	-	6,591,182	-	-	(9,014,700)	-	180,421,263	(12,350,855)
	115,768,138	-	-	(11,796,941)	-	-	-	-	103,971,197	-
”) (“	1,175,152,774	-	-	(23,788,143)	-	-	-	-	1,151,364,631	-
”) (“	23,422,578	-	-	(2,305,655)	-	-	-	-	21,116,923	-
”) (“	-	100,000,000	-	(25,183,121)	-	-	-	-	74,816,879	-
”) (“	1,108,498	-	-	277,228	-	-	-	-	1,385,726	-
	582,417,000	-	-	31,800,305	-	-	-	-	614,217,305	-
”) (“	10,884,985	-	-	(938,054)	-	-	-	-	9,946,931	-
	2,091,598,754	100,000,000	-	(25,343,199)	-	-	(9,014,700)	-	2,157,240,855	(12,350,855)

2014 12 31 ()

10. ()
2014 ()

(“ ”)	43,728,247	-	-	1,963,379	-	-	-	-	45,691,626	-
(“ ”)	43,115,648	-	-	2,777,962	-	-	(9,072,000)	-	36,821,610	-
(“ ”)	48,000,000	-	-	-	-	-	-	-	48,000,000	-
(“ ”)	194,880,884	-	-	23,499,819	-	-	(9,660,000)	-	208,720,703	-
(“ ”)	114,052,955	-	-	11,015	-	-	-	-	114,063,970	-
(“ ”)	35,853,799	-	-	(562,598)	-	-	-	-	35,291,201	-
(“ ”)	61,496,752	-	-	5,817,925	-	-	(500,000)	-	66,814,677	-
(“ ”)	60,615,375	-	-	(3,470,699)	-	-	-	-	57,144,676	-
(“ ”)	246,911,606	493,000,000	-	23,975,693	-	-	-	-	763,887,299	-

()
2014 12 31

()
10. ()
2014 ()

_____ ()											
(“ ”)	39,249,785	-	-	-	-	-	-	-	-	39,249,785	-
	157,191,080	-	-	23,021,853	-	-	(19,000,000)	-	-	161,212,933	-
(“ ”)	99,709,073	-	-	21,822,925	-	-	-	-	-	121,531,998	-
(“ ”)	410,177,031	-	-	(15,662,119)	-	-	-	-	-	394,514,912	-
(“ ”)	271,421,017	-	-	(56,607,887)	-	-	-	-	-	214,813,130	-
(“ ”)	1,806,463	-	-	-	-	-	-	-	-	1,806,463	-
(“ ”)	120,055,195	-	-	4,612,010	-	-	-	-	-	124,667,205	-
(“ ”)	304,000,000	-	-	110,270	-	-	-	-	-	304,110,270	-
	324,294,272	-	-	(5,280,344)	-	-	-	-	-	319,013,928	(162,757,584)
(“ ”)	1,000,000	-	-	-	-	-	-	-	-	1,000,000	-
(“ ”)	10,000,000	-	-	(7,956,736)	-	-	-	-	-	2,043,264	-
NKWE Platinum Limited(“NKWE”)	-	130,945,709	-	(6,404,922)	4,168,915	-	-	-	-	128,709,702	-
	<u>2,587,559,182</u>	<u>623,945,709</u>	-	<u>11,667,546</u>	<u>4,168,915</u>	-	<u>(38,232,000)</u>	-	-	<u>3,189,109,352</u>	<u>(162,757,584)</u>
	<u>4,679,157,936</u>	<u>723,945,709</u>	-	<u>(13,675,653)</u>	<u>4,168,915</u>	-	<u>(47,246,700)</u>	-	-	<u>5,346,350,207</u>	<u>(175,108,439)</u>

()
2014 12 31

()

10. ()

2013

166,036,636	-	-	16,808,145	-	-	-	-	-	182,844,781	(12,350,855)
124,220,641	-	-	(8,452,503)	-	-	-	-	-	115,768,138	-
18,710,152	-	(20,000,000)	1,289,848	-	-	-	-	-	-	-
1,196,478,397	-	-	(21,325,623)	-	-	-	-	-	1,175,152,774	-
-	25,000,000	-	(1,577,422)	-	-	-	-	-	23,422,578	-
-	3,689	-	1,104,809	-	-	-	-	-	1,108,498	-
-	609,690,000	-	(27,273,000)	-	-	-	-	-	582,417,000	-
-	11,000,000	-	(115,015)	-	-	-	-	-	10,884,985	-
<u>1,505,445,826</u>	<u>645,693,689</u>	<u>(20,000,000)</u>	<u>(39,540,761)</u>	-	-	-	-	-	<u>2,091,598,754</u>	<u>(12,350,855)</u>
39,807,084	-	-	3,921,163	-	-	-	-	-	43,728,247	-
38,372,041	-	-	4,743,607	-	-	-	-	-	43,115,648	-
48,000,000	-	-	-	-	-	-	-	-	48,000,000	-
171,769,552	-	-	32,771,827	-	-	(9,660,495)	-	-	194,880,884	-
114,042,512	-	-	10,443	-	-	-	-	-	114,052,955	-
36,100,369	-	-	(246,570)	-	-	-	-	-	35,853,799	-
59,882,746	-	-	2,614,006	-	-	(1,000,000)	-	-	61,496,752	-
63,693,219	-	-	432,156	-	-	(3,510,000)	-	-	60,615,375	-
213,749,497	25,200,000	-	33,162,109	-	-	(25,200,000)	-	-	246,911,606	-

2014 12 31 ()

()

10. ()

2013 ()

()											
	39,249,785	-	-	-	-	-	-	-	-	39,249,785	-
	146,290,458	13,205,000	-	74,892,622	-	-	(77,197,000)	-	-	157,191,080	-
	82,421,305	-	-	17,287,768	-	-	-	-	-	99,709,073	-
	418,327,815	-	-	(8,150,784)	-	-	-	-	-	410,177,031	-
	264,886,525	13,600,000	-	(7,065,508)	-	-	-	-	-	271,421,017	-
	1,806,463	-	-	-	-	-	-	-	-	1,806,463	-
	117,260,402	-	-	2,794,793	-	-	-	-	-	120,055,195	-
Casa Mining	42,142,585	-	-	-	-	-	-	-	(42,142,585)	-	-
Solantera Resources	9,415,445										

2014 12 31 ()

10. ()

2014

-	<u>12,350,855</u>	-	-	<u>12,350,855</u>
-	<u>162,757,584</u>	-	-	<u>162,757,584</u>
	<u>175,108,439</u>	-	-	<u>175,108,439</u>

2013

-	<u>12,350,855</u>	-	-	<u>12,350,855</u>
-	-	<u>162,757,584</u>	-	<u>162,757,584</u>
	<u>12,350,855</u>	<u>162,757,584</u>	-	<u>175,108,439</u>

11.

	2014	2013
	129,070,324	62,627,049
	-	-
	<u>66,516,788</u>	<u>66,443,275</u>
	<u>195,587,112</u>	<u>129,070,324</u>
	16,626,053	13,561,533
	<u>4,676,364</u>	<u>3,064,520</u>
	<u>21,302,417</u>	<u>16,626,053</u>
	-	-
	<u>174,284,695</u>	<u>112,444,271</u>
	<u>112,444,271</u>	<u>49,065,516</u>

*

2014 12 31
)

65,979,111 (2013 12 31

()
2014 12 31

()

12.

2014

5,557,273,827	10,480,924,830	930,690,699	8,417,397,010	767,487,485	322,623,660	26,476,397,511
6,297,814	705,433,323	15,954,066	300,896,982	126,298,337	22,305,032	1,177,185,554
700,142,218	3,505,601,323	203,421,051	1,918,359,125	3,409,128	22,974,345	6,353,907,190
59,954,461	350,107,622	22,047,234	76,346,530	8,117,619	12,075,119	528,648,585
<u>(110,440,702)</u>	<u>(369,792,572)</u>	<u>(39,758,866)</u>	<u>(288,543,710)</u>	<u>(130,722,437)</u>	<u>(20,106,412)</u>	<u>(959,364,699)</u>
<u>6,213,227,618</u>	<u>14,672,274,526</u>	<u>1,132,354,184</u>	<u>10,424,455,937</u>	<u>774,590,132</u>	<u>359,871,744</u>	<u>33,576,774,141</u>
872,694,800	2,540,065,231	334,993,012	2,487,136,659	408,361,659	162,839,664	6,806,091,025
283,620,133	769,020,791	79,273,354	820,132,475	79,592,936	32,499,843	2,064,139,532
15,069,725	64,314,909	7,573,148	27,349,817	5,383,313	5,392,341	125,083,253
<u>(22,033,795)</u>	<u>(258,574,685)</u>	<u>(29,788,641)</u>	<u>(139,427,646)</u>	<u>(67,051,211)</u>	<u>(15,161,370)</u>	<u>(532,037,348)</u>
<u>1,149,350,863</u>	<u>3,114,826,246</u>	<u>392,050,873</u>	<u>3,195,191,305</u>	<u>426,286,697</u>	<u>185,570,478</u>	<u>8,463,276,462</u>
42,804,831	206,291,589	2,460,845	61,922,782	2,496,440	999,448	316,975,935
495,085	17,145,900	491,108	2,160,133	489,931	245	20,782,402
<u>(40,327,431)</u>	<u>(161,263,960)</u>	<u>(1,425,335)</u>	<u>(21,284,466)</u>	<u>(2,485,640)</u>	<u>(998,450)</u>	<u>(227,785,282)</u>
<u>2,972,485</u>	<u>62,173,529</u>	<u>1,526,618</u>	<u>42,798,449</u>	<u>500,731</u>	<u>1,243</u>	<u>109,973,055</u>
<u>5,060,904,270</u>	<u>11,495,274,751</u>	<u>738,776,693</u>	<u>7,186,466,183</u>	<u>347,802,704</u>	<u>174,300,023</u>	<u>25,003,524,624</u>
<u>4,641,774,196</u>	<u>7,734,568,010</u>	<u>593,236,842</u>	<u>5,868,337,569</u>	<u>356,629,386</u>	<u>158,784,548</u>	<u>19,353,330,551</u>

2014 12 31 ()

()

12. ()

2013

()
2014 12 31

()
12. ()

2014		2013	
11,182,151	50,268	8,074,145	909,572
722,350,586	2,427,789	556,501,523	2,309,133
30,365,996	1,013,175	23,102,314	2,735,989
360,710,215	11,122,829	167,283,439	7,220,156
99,392,518	3,492,365	47,622,760	4,900,289
70,899,770	2,478,713	55,655,409	3,918,763
<u>1,294,901,236</u>	<u>20,585,139</u>	<u>858,239,590</u>	<u>21,993,902</u>

2014

27,579,743	(7,768,563)	(1,570,564)	18,240,616
33,420,652	(8,912,864)	(1,801,281)	22,706,507
103,293,120	(49,165,415)	(12,674,342)	41,453,363
9,181,124	(5,044,103)	(448,888)	3,688,133
7,440,585	(3,021,419)	(615,497)	3,803,669
3,285,361	(1,159,460)	(1,063)	2,124,838
<u>184,200,585</u>	<u>(75,071,824)</u>	<u>(17,111,635)</u>	<u>92,017,126</u>

2013

14,074,510	(5,774,951)	-	8,299,559
6,883,165	(3,999,902)	-	2,883,263
43,433,984	(18,715,969)	(13,975,503)	10,742,512
196,926	(113,975)	-	82,951
1,436,023	(496,500)	-	939,523
<u>66,024,608</u>	<u>(29,101,297)</u>	<u>(13,975,503)</u>	<u>22,947,808</u>

2014

4,040,000	(133,264)	-	3,906,736
3,342,888	(569,370)	-	2,773,518
<u>7,382,888</u>	<u>(702,634)</u>	<u>-</u>	<u>6,680,254</u>

2014 12 31 ()

()

12. ()

2014 12 31 2013 12 31

714,631,597 630,048,059
858,144,512 855,424,041

1,572,776,109 1,485,472,100

13.

2014

2013

7,969,374,135 (4,588,984) 7,964,785,151 10,087,509,256 (101,308,644) 9,986,200,612

()
2014 12 31

()

13. ()

2014

(%)

2,496,500,000	2,092,490,089	581,620,484	-	-	2,674,110,573	106%	99%	252,736,675	95,167,857	5.51-8.00	/
1,489,177,700	473,907,040	634,371,019	-	-	1,108,278,059	74%	89%	77,402,915	49,376,349	12.00	/
1,830,502,600	394,547,191	726,490,081	(220,925,917)	(8,801,014)	891,310,341	63%	67%	10,597,969	10,597,969	3.50-6.00	/
1,983,553,517	364,043,336	413,998,672	(236,898,587)	-	541,143,421	83%	61%	-	-		/
2,104,130,500	1,653,432,510	375,846,654	(1,924,207,406)	(33,090,286)	71,981,472	96%	98%	169,452	21,699,317	5.70-6.60	/
<u>10,034,463,516</u>	<u>5,109,089,090</u>	<u>1,716,895,076</u>	<u>(3,971,875,280)</u>	<u>(171,558,617)</u>	<u>2,682,550,269</u>			<u>230,151,427</u>	<u>322,568,676</u>		/
<u>19,938,327,833</u>	<u>10,087,509,256</u>	<u>4,449,221,986</u>	<u>(6,353,907,190)</u>	<u>(213,449,917)</u>	<u>7,969,374,135</u>			<u>571,058,438</u>	<u>499,410,168</u>		
	<u>(101,308,644)</u>				<u>(4,588,984)</u>						
	<u>9,986,200,612</u>				<u>7,964,785,151</u>						

()
2014 12 31

()

13. ()

2013

											(%)	
	2,520,000,000	1,294,843,599	797,646,490	-	-	2,092,490,089	83%	87%	157,568,818	137,092,106	5.56-8.00	/
	2,134,312,300	454,165,965	1,429,303,407	(230,036,862)	-	1,653,432,510	123%	94%	8,598,890	9,071,747	6.00	/
	1,231,000,000	754,881,043	492,356,438	(10,690,955)	-	1,236,546,526	140%	92%	70,366,304	50,836,544	5.30-6.44	/
ZGC	1,411,800,000	656,671,359	1,061,495,030	(780,984,199)	(23,020,361)	914,161,829	75%	99%	94,731,934	94,731,934	8.00-10.00	/
	1,350,000,000	500,959,975	271,189,853	(134,330,122)	-	637,819,706	158%	99%	41,555,105	23,136,104	6.52	/
	<u>17,837,718,745</u>	<u>4,824,551,118</u>	<u>3,266,690,003</u>	<u>(4,340,078,082)</u>	<u>(198,104,443)</u>	<u>3,553,058,596</u>			<u>85,219,379</u>	<u>88,079,635</u>		
	<u>26,484,831,045</u>	<u>8,486,073,059</u>	<u>7,318,681,221</u>	<u>(5,496,120,220)</u>	<u>(221,124,804)</u>	<u>10,087,509,256</u>			<u>458,040,430</u>	<u>402,948,070</u>		
		<u>(91,469,553)</u>				<u>(101,308,644)</u>						
		<u>8,394,603,506</u>				<u>9,986,200,612</u>						

()
2014 12 31

()

13. ()

2014

	227,165	-	-	227,165	
	91,469,553	-	(91,469,553)	-	2
	3,649,228	-		3,649,228	
	5,250,107	-	(5,250,107)	-	2
	<u>712,591</u>	-	-	<u>712,591</u>	
	<u>101,308,644</u>	-	<u>(96,719,660)</u>	<u>4,588,984</u>	

2013

	-	227,165	-	227,165	
	91,469,553	-	-	91,469,553	1
	-	3,649,228	-	3,649,228	
	-	5,250,107	-	5,250,107	
	-	<u>712,591</u>	-	<u>712,591</u>	
	<u>91,469,553</u>	<u>9,839,091</u>	-	<u>101,308,644</u>	

1

2

14.

	2014	2013
	82,679,821	60,670,467
	<u>191,332,189</u>	<u>129,026,052</u>
	<u>274,012,010</u>	<u>189,696,519</u>

()
2014 12 31

()

15.

2014

9,035,548,281	1,331,127,403	170,545,238	10,537,220,922
418,828,119	71,617,594	11,457,755	501,903,468
796,251,691	155,538,872	260,750	952,051,313
39,408,748	-	-	39,408,748
(337,260,339)	(10,009,332)	-	(347,269,671)
<u>9,952,776,500</u>	<u>1,548,274,537</u>	<u>182,263,743</u>	<u>11,683,314,780</u>
1,223,948,749	147,761,972	15,751,639	1,387,462,360
302,535,281	45,702,413	2,594,906	350,832,600
82,715,785	13,751,859	260,750	96,728,394
(36,080,824)	(2,456,071)	-	(38,536,895)
<u>1,573,118,991</u>	<u>204,760,173</u>	<u>18,607,295</u>	<u>1,796,486,459</u>
576,267,938	-	75,170,307	651,438,245
23,280,000	-	-	23,280,000
(173,024,004)	-	-	(173,024,004)
<u>426,523,934</u>	<u>-</u>	<u>75,170,307</u>	<u>501,694,241</u>
<u>7,953,133,575</u>	<u>1,343,514,364</u>	<u>88,486,141</u>	<u>9,385,134,080</u>
<u>7,235,331,594</u>	<u>1,183,365,431</u>	<u>79,623,292</u>	<u>8,498,320,317</u>

1

(“ ”)

20,000,000

3,280,000

2

(“ ”)

44,014,711 61,615,712 67,393,581

()
2014 12 31

()

15. ()

2013

	8,868,481,838	1,122,664,668	146,430,259	10,137,576,765
	181,398,141	208,462,735	25,844,979	415,705,855
	(14,331,698)	-	(1,730,000)	(16,061,698)
	<u>9,035,548,281</u>	<u>1,331,127,403</u>	<u>170,545,238</u>	<u>10,537,220,922</u>
	923,444,682	102,679,090	15,466,886	1,041,590,658
	305,313,115	45,082,882	284,753	350,680,750
	(4,809,048)	-	-	(4,809,048)
	<u>1,223,948,749</u>	<u>147,761,972</u>	<u>15,751,639</u>	<u>1,387,462,360</u>
	532,253,227	-	27,815,000	560,068,227
1 2	44,014,711	-	47,355,307	91,370,018
	<u>576,267,938</u>	<u>-</u>	<u>75,170,307</u>	<u>651,438,245</u>
	<u>7,235,331,594</u>	<u>1,183,365,431</u>	<u>79,623,292</u>	<u>8,498,320,317</u>
	<u>7,412,783,929</u>	<u>1,019,985,578</u>	<u>103,148,373</u>	<u>8,535,917,880</u>

1 2013 2013

2013

44,014,711

2 2013 12 31

(“ ”)

2014 12 31 ()

()

15. ()

2014 12 31		20,847,021	(2013
12 31)	(“)	1 2014
20,847,021	20,000,000		
12 2015 12			
2014 12 31			

2,444,572

16,656,951
599,192,261

3,148,418
7,050,742

*

()
2014 12 31

		()		
16.				
2014				
		12,906,890	-	12,906,890
		455,874	-	455,874
		71,099,520	-	71,099,520
	(“	33,161,050	-	33,161,050
”)	()	1,241,101	-	1,241,101
	(“	2,503,610	-	2,503,610
	”)	14,291,025	-	-
	(“	44,319,632	-	44,319,632
	”)	3,106,883	-	-
	(“	5,550,718	-	-
Norton Gold Field Ltd.(“	”)	157,778,981	-	157,778,981
	(“	119,097,944	-	119,097,944
	”)	14,531,538	-	14,531,538
	(“	4,340,000	-	4,340,000
	”)	79,642,197	-	79,642,197
		<u>564,026,963</u>	-	<u>541,078,337</u>
		<u>564,026,963</u>	-	<u>541,078,337</u>
2013				
		12,906,890	-	12,906,890
		455,874	-	455,874
		71,099,520	-	71,099,520
		33,161,050	-	33,161,050
		1,241,101	-	1,241,101
		2,503,610	-	2,503,610
		14,291,025	-	14,291,025
		44,319,632	-	44,319,632
		3,106,883	-	3,106,883
		5,550,718	-	5,550,718
		157,778,981	-	157,778,981
		119,097,944	-	119,097,944
		14,531,538	-	14,531,538
		4,340,000	-	4,340,000
		79,642,197	-	79,642,197
		<u>564,026,963</u>	-	<u>564,026,963</u>
		<u>564,026,963</u>	-	<u>564,026,963</u>

()
2014 12 31

()

16. ()

2014

14,291,025	-	(14,291,025)		-
44,319,632	-	-	44,319,632	
3,106,883	-	(3,106,883)		-
5,550,718	-	(5,550,718)		-
67,268,258	-	(22,948,626)		44,319,632

2013

14,291,025	-	-	14,291,025	
44,319,632	-	-	44,319,632	
3,106,883	-	-	3,106,883	
5,550,718	-	-	5,550,718	
67,268,258	-	-		67,268,258

-
-
-
-
-

3

12% 24%(2013 11% 26%) 3
3%(2013 3%)

()
2014 12 31

()

16. ()

		-	<u>14,531,538</u>	<u>1,241,101</u>	<u>445,663,501</u>	<u>79,642,197</u>	<u>541,078,337</u>
2014							
2013	<u>14,291,025</u>		<u>14,531,538</u>	<u>1,241,101</u>	<u>454,321,102</u>	<u>79,642,197</u>	<u>564,026,963</u>
			2014 12 31	2013 12 31			

—

—

—

17.

2014

		194,955,156	21,347,968	(20,546,489)	-	195,756,635
(1)						
(2)	<u>898,752,089</u>	<u>281,386,098</u>	<u>(210,268,399)</u>	<u>(39,534,247)</u>	<u>930,335,541</u>	
		<u>1,093,707,245</u>	<u>302,734,066</u>	<u>(230,814,888)</u>	<u>(39,534,247)</u>	<u>1,126,092,176</u>

2013

		225,363,690	1,477,666	(25,108,876)	(6,777,324)	194,955,156
(1)						
(2)	<u>574,741,012</u>	<u>451,277,721</u>	<u>(127,266,644)</u>	<u>-</u>	<u>898,752,089</u>	
		<u>800,104,702</u>	<u>452,755,387</u>	<u>(152,375,520)</u>	<u>(6,777,324)</u>	<u>1,093,707,245</u>

1

5-50

2	2014 12 31	2013 12 31			
	183,737,490	192,259,471		54,063,028	
	69,336,094		216,268,285	203,319,150	
	24,196,563	29,188,474		214,107,104	
	155,817,218	23,363,411		24,092,711	
	18		5-50		

2014 12 31 ()

()

18. /

	2014		2013	
	424,144,311	106,036,078	524,959,042	163,816,389
	322,839,683	80,709,921	320,533,924	80,133,481
	1,867,923,606	466,980,901	1,731,689,955	452,860,455
	131,778,563	32,944,640	35,792,400	8,948,100
	-	-	102,585,580	25,646,395
	<u>722,940,277</u>	<u>180,735,069</u>	<u>352,406,862</u>	<u>63,774,920</u>
	<u>3,469,626,440</u>	<u>867,406,609</u>	<u>3,067,967,763</u>	<u>795,179,740</u>

2014 12 31

	2014		2013	
	1,726,034,871	429,999,876	1,350,122,347	337,530,587
	73,575,639	18,393,910	79,937,704	19,984,426
	<u>483,138,843</u>	<u>144,941,653</u>	<u>286,739,650</u>	<u>86,021,895</u>
	<u>2,282,749,353</u>	<u>593,335,439</u>	<u>1,716,799,701</u>	<u>443,536,908</u>

2014 12 31 ()

18. () / ()

	2014	2013
	2,171,796,841	1,385,388,057
	<u>1,675,816,544</u>	<u>1,118,495,820</u>
	<u><u>3,847,613,385</u></u>	<u><u>2,503,883,877</u></u>

	2014	2013
2014	-	18,645,317
2015	45,067,164	45,067,164
2016	96,990,502	96,990,502
2017	446,702,660	446,702,660
2018	511,090,177	511,090,177
2019	<u>575,966,041</u>	-
	<u><u>1,675,816,544</u></u>	<u><u>1,118,495,820</u></u>

19.

	2014	2013
	2,335,066,760	1,902,797,527
(1)	<u>2,072,660,339</u>	<u>1,160,391,703</u>
	<u><u>4,407,727,099</u></u>	<u><u>3,063,189,230</u></u>

1		65,537,699
	(2013 77,363,293)	36,027,579 (2013
	19,800,578)	383,022,000 (2013 357,370,000)
	128,831,419 (2013	165,016,617)
	204,962,108	90,000,000

()
2014 12 31

()

20.

2014

		/		
175,047,373	84,714,957	(89,770)	(19,596,095)	240,076,465
7,443,532	4,119,219	-	(7,427,107)	4,135,644
165,755,786	80,595,738	(89,770)	(12,101,316)	234,160,438
1,848,055	-	-	(67,672)	1,780,383
90,239,414	301,053,460	(186,252,858)	(74,708,201)	130,331,815
157,779,940	26,810,425	-	(76,261,483)	108,328,882
175,108,439	-	-	-	175,108,439
316,975,935	20,782,402	-	(227,785,282)	109,973,055
101,308,644	-	-	(96,719,660)	4,588,984
651,438,245	23,280,000	-	(173,024,004)	501,694,241
67,268,258	-	-	(22,948,626)	44,319,632
-	2,650,000	-	-	2,650,000
51,000,000	90,004,189	-	-	141,004,189
<u>1,786,166,248</u>	<u>549,295,433</u>	<u>(186,342,628)</u>	<u>(691,043,351)</u>	<u>1,458,075,702</u>

2013

		/		
17,270,164	161,832,006	-	(4,054,797)	175,047,373
7,393,935	49,597	-	-	7,443,532
9,876,229	159,934,354	-	(4,054,797)	165,755,786
-	1,848,055	-	-	1,848,055
61,929,673	115,149,418	(47,727,666)	(39,112,011)	90,239,414
113,975,059	118,723,879	-	(74,918,998)	157,779,940
12,350,855	162,757,584	-	-	175,108,439
136,838,207	180,197,036	-	(59,308)	316,975,935
91,469,553	9,839,091	-	-	101,308,644
560,068,227	91,370,018	-	-	651,438,245
67,268,258	-	-	-	67,268,258
51,000,000	-	-	-	51,000,000
<u>1,112,169,996</u>	<u>839,869,032</u>	<u>(47,727,666)</u>	<u>(118,145,114)</u>	<u>1,786,166,248</u>

()
2014 12 31

()

21.

		2014	2013
	(1)	4,531,121,572 <u>20,000,000</u>	2,774,147,375 <u>-</u>
		<u>4,551,121,572</u>	<u>2,774,147,375</u>
1	2014 12 31	20,847,021	
	2015 12 31	20,000,000	1 2014
	2013 12 31		
2014 12 31		1.33%	7.20%(2013 12 31 1.16% 7.80%)
	2014 12 31 2013 12 31		

22.

		2014	2013
	(1)	8,085,325,834	5,665,210,229
	(2)	<u>512,212,666</u>	<u>1,081,524,626</u>
		<u>8,597,538,500</u>	<u>6,746,734,855</u>
1	12 31	403,482,327	1 2014 (2013 12 31
	1,145,063,045)		
2	2014 12 31		
	496,394,933 (2013 12 31	1,012,324,249)	

()
2014 12 31

()

23.

	2014	2013
	282,976,147	232,198,206
	<u>-</u>	<u>49,450,000</u>
	<u>282,976,147</u>	<u>281,648,206</u>
2014 12 31		
282,976,147		
2015		
	(2013 12 31)

24.

	2014	2013
*		
1	3,798,019,773	4,440,449,426
1 2	162,094,487	107,080,663
2 3	20,381,490	12,830,510
3	<u>30,916,793</u>	<u>33,163,932</u>
	<u>4,011,412,543</u>	<u>4,593,524,531</u>

3

2014 12 31 1 (2013 12 31)

25.

2014 12 31 1 (2013 12 31)

(2013 12 31)

()
2014 12 31

()					
26.					
	2014				
	()	308,922,801	2,446,183,134	(2,374,100,263)	381,005,672
		9,419,802	184,462,159	(186,638,592)	7,243,369
		-	11,787,105	(11,787,105)	-
		3,081,925	12,707,113	(14,594,036)	1,195,002
		<u>321,424,528</u>	<u>2,655,139,511</u>	<u>(2,587,119,996)</u>	<u>389,444,043</u>
	2013				
	()	307,435,958	2,268,824,122	(2,267,337,279)	308,922,801
		8,709,436	145,466,144	(144,755,778)	9,419,802
		-	3,547,871	(3,547,871)	-
		1,971,353	5,815,267	(4,704,695)	3,081,925
		<u>318,116,747</u>	<u>2,423,653,404</u>	<u>(2,420,345,623)</u>	<u>321,424,528</u>
	2014				
		224,639,245	2,023,049,569	(1,945,268,155)	302,420,659
		-	164,967,217	(164,674,476)	292,741
		35,543	93,360,472	(93,296,365)	99,650
		-	63,469,878	(63,768,435)	(298,557)
		35,543	23,745,776	(23,459,378)	321,941
		-	6,144,818	(6,068,552)	76,266
		2,318,317	85,233,473	(85,241,514)	2,310,276
		34,376,671	58,928,798	(46,830,464)	46,475,005
		-	17,265,082	(17,265,082)	-
	(1)	<u>47,553,025</u>	<u>3,378,523</u>	<u>(21,524,207)</u>	<u>29,407,341</u>
		<u>308,922,801</u>	<u>2,446,183,134</u>	<u>(2,374,100,263)</u>	<u>381,005,672</u>

()
2014 12 31

		()			
26.	()				
	()				
2013					
		190,922,659	1,914,972,567	(1,881,255,981)	224,639,245
		13,622,480	124,094,295	(137,716,775)	-
		1,716,961	73,106,174	(74,787,592)	35,543
		92,563	50,319,203	(50,411,766)	-
		1,467,245	18,652,827	(20,084,529)	35,543
		157,153	4,134,144	(4,291,297)	-
		1,540,765	79,362,455	(78,584,903)	2,318,317
		24,610,058	56,806,051	(47,039,438)	34,376,671
		-	16,342,733	(16,342,733)	-
	(1)	<u>75,023,035</u>	<u>4,139,847</u>	<u>(31,609,857)</u>	<u>47,553,025</u>
		<u>307,435,958</u>	<u>2,268,824,122</u>	<u>(2,267,337,279)</u>	<u>308,922,801</u>
2014					
		8,478,892	169,026,473	(171,168,762)	6,336,603
		<u>940,910</u>	<u>15,435,686</u>	<u>(15,469,830)</u>	<u>906,766</u>
		<u>9,419,802</u>	<u>184,462,159</u>	<u>(186,638,592)</u>	<u>7,243,369</u>
2013					
		7,185,523	132,656,324	(131,362,955)	8,478,892
		<u>1,523,913</u>	<u>12,809,820</u>	<u>(13,392,823)</u>	<u>940,910</u>
		<u>8,709,436</u>	<u>145,466,144</u>	<u>(144,755,778)</u>	<u>9,419,802</u>

2014 12 31 ()

	()						
27.				2014	2013		
				33,734,151	25,973,548		
				13,903,385	12,234,744		
				274,957,068	525,085,171		
				88,047,593	95,533,126		
				162,435,498	279,417,779		
				82,994,161	76,556,413		
				<u>656,071,856</u>	<u>1,014,800,781</u>		
28.				2014	2013		
		105		3,000,000	5,523,186		
				3,000,000	-		
				2,000,000	-		
				4,373,320	-		
				21,866,599	-		
				1,698,251	11,157		
				<u>35,938,170</u>	<u>5,534,343</u>		
		2014 12 31	1				
29.				2014	2013		
				1,221,970,221	1,219,059,425		
				165,579,572	45,215,623		
				3,730,756	37,176,805		
				535,290,530	249,450,052		
				20,765,686	31,537,109		
				227,981,898	224,416,432		
				6,000,000	149,500,000		
				10,244,609	8,662,657		
				-	39,575,998		
				10,644,874	9,693,824		
				32,972,201	34,659,196		
				166,884,400	89,993,653		
				224,664,512	128,163,916		
				<u>2,626,729,259</u>	<u>2,267,104,690</u>		

()
2014 12 31

()

29. ()

2014 12 31 1

61,626,357
36,422,831
27,892,481
26,943,643
26,517,666
25,943,531
19,600,000
16,579,636
15,034,121
10,350,456
10,000,000
9,109,555

(“ ”)

286,020,277

30.

1
1

2014

2013

1,327,611,097
20,000,000

1,375,185,856
2,798,834

1,347,611,097

1,377,984,690

31.

(1)
(2)

2014

2013

214,000,000
428,330,000
9,024,757,643

162,500,000
463,364,400
7,747,165,300

9,667,087,643

8,373,029,700

(30)

(1,327,611,097)

(1,375,185,856)

8,339,476,546

6,997,843,844

()
2014 12 31

()

31. ()

1	2014 12 31		(“ ”)
	492,959,037		214,000,000 (
	2013 12 31		492,340,100
	83,637,186		
	123,000,000	39,500,000)	

2	2014 12 31		(“ ”)
	70,000,000	(2013 12 31 76,000,000)	21,000,000
	(2013 12 31 22,800,000)		
	(“ ”)		

2014 12 31	1.45%	7.21%	(2013 12 31	1.64%	7.38%)
------------	-------	-------	-------------	-------	--------

*

		2014	2013
1		1,327,611,097	1,375,185,856

()
2014 12 31

()

32. ()

2014 12 31

280,000,000	2011 6 30	5	280,000,000	277,493,411	-	11,900,000	968,332	(11,900,000)	278,461,743
200,000,000	2011 7 24	5	200,000,000	199,104,494	-	8,500,000	346,448	(8,500,000)	199,450,942
2,500,000,000	2013 10 23	5	2,500,000,000	2,500,000,000	-	151,173,611	-	(142,500,000)	2,500,000,000
2,500,000,000	2014 9 5	5	2,500,000,000	-	2,500,000,000	36,395,833	-	-	2,500,000,000

2013 12 31

280,000,000	2011 6 30	5	280,000,000	276,569,062	-	11,900,000	924,349	(11,900,000)	277,493,411
200,000,000	2011 7 24	5	200,000,000	198,773,564	-	8,500,000	330,930	(8,500,000)	199,104,494
2,500,000,000	2013 10 23	5	2,500,000,000	-	2,500,000,000	27,312,500	-	-	2,500,000,000

(“ ”) 2011 6 30 280,000,000 4.25% 2016 6 30
99.276%

2011 7 24
200,000,000

99.852% 2011 6 30 () 2011 7 24

600,000,000

()
2014 12 31

()

32. ()

	2013		2014	
	4,000,000,000	10 23	5,000,000,000	5
2,500,000,000				6,000,000,000
5.7%	5.5%			1,700,000,000
2014 12 31			(2013 12 31)

33.

	2014	2013
	21,095,456	2,798,834
	234,206,740	207,926,740
	82,827,054	82,827,054
	<u>95,734,836</u>	<u>18,507,315</u>
	433,864,086	312,059,943
	<u>(20,000,000)</u>	<u>(2,798,834)</u>
	<u><u>413,864,086</u></u>	<u><u>309,261,109</u></u>

*

	2014	2013
1	20,000,000	2,798,834
1 2	171,951,063	8,000,000
2 5	54,731,828	189,375,842
5	<u>187,181,195</u>	<u>111,885,267</u>
	<u><u>433,864,086</u></u>	<u><u>312,059,943</u></u>

34.

2014	<u>147,115,898</u>	<u>30,370,615</u>	<u>-</u>	<u>177,486,513</u>
2013	<u><u>167,021,572</u></u>	<u><u>-</u></u>	<u><u>(19,905,674)</u></u>	<u><u>147,115,898</u></u>

2014 12 31 ()

36. ()

0.1

2014

(1)

15,803,803,650	72.83%	-	15,803,803,650	73.26%
<u>5,896,354,000</u>	<u>27.17%</u>	<u>(127,344,000)</u>	<u>5,769,010,000</u>	<u>26.74%</u>

()
2014 12 31

()

36. ()

2014			H			()	()	()
						()	()	()
2014	1	3	23,728,000	40,445,232		1.71		1.68
2014	1	10	17,700,000	29,885,032		1.70		1.67
2014	2	7	12,874,000	20,752,236		1.63		1.58
2014	9	15	4,284,000	8,369,172		1.95		1.94
2014	9	18	7,080,000	13,832,712		1.95		1.94
2014	9	19	2,344,000	4,580,307		1.95		1.95
2014	9	22	4,264,000	8,331,715		1.95		1.94
2014	10	28	22,876,000	44,273,698		1.94		1.88
2014	11	6	7,900,000	15,340,416		1.94		1.92
2014	11	7	4,294,000	8,347,663		1.94		1.94
2014	11	18	<u>20,000,000</u>	<u>39,936,777</u>		2.00		1.97
			<u>127,344,000</u>	<u>234,094,960</u>				

2013			H			()	()	()
						()	()	()
2013	8	21	25,300,000	44,284,861		1.75		1.73
2013	11	13	29,308,000	51,501,641		1.76		1.73
2013	12	4	18,632,000	32,483,425		1.75		1.73
2013	12	10	9,342,000	16,467,902		1.76		1.75
2013	12	16	14,038,000	24,551,462		1.75		1.72
2013	12	18	970,000	1,699,027		1.75		1.74
2013	12	23	<u>14,216,000</u>	<u>24,092,609</u>		1.70		1.65
			<u>111,806,000</u>	<u>195,080,927</u>				

1 2014 5 28 2013 2014 A 2014
H H H H
。 2014 12 31 H 127,344,000 2014 12 31
2014 12 31
2,157,281,365 (2013 12 31 2,170,015,765)

()
2014 12 31

		()	
37.			
2014			
		7,503,391,514	- (172,397,153) 7,330,994,361
		(1,438,051,980)	- (1,438,051,980)
		37,406,271	- - 37,406,271
		72,700,130	- - 72,700,130
		(727,065,455)	- - (727,065,455)
	H (1)	(143,149,886)	- (172,397,153) (315,547,039)
		(1,042,372)	- - (1,042,372)
		<u>7,502,349,142</u>	<u>- (172,397,153) 7,329,951,989</u>
2013			
		7,936,222,485	- (432,830,971) 7,503,391,514
		(1,148,370,895)	- (289,681,085) (1,438,051,980)
		37,406,271	- - 37,406,271
		72,700,130	- - 72,700,130
		(727,065,455)	- - (727,065,455)
	H (1)	-	- (143,149,886) (143,149,886)
		(1,042,372)	- - (1,042,372)
		<u>7,935,180,113</u>	<u>- (432,830,971) 7,502,349,142</u>
1	2014 H 143,149,886)		172,397,153 (2013)

()

()
2014 12 31

40. ()

2014	<u>1,319,401,104</u>	-	-	<u>1,319,401,104</u>
2013	<u>1,319,401,104</u>	-	-	<u>1,319,401,104</u>
		50%	50%	

41.

	2014	2013
	16,978,322,418	17,034,164,960
	2,345,062,669	2,125,353,823
	-	-
	<u>1,731,668,452</u>	<u>2,181,196,365</u>
	<u>17,591,716,635</u>	<u>16,978,322,418</u>
2014 5 28 2013	0.08	
1,731,668,452		
2013 5 28 2012	0.1	
2,181,196,365		

42.

	2014		2013	
	58,308,431,070	50,653,548,999	49,236,394,951	40,563,975,593
	452,102,858	228,218,556	535,116,947	282,504,520
	<u>58,760,533,928</u>	<u>50,881,767,555</u>	<u>49,771,511,898</u>	<u>40,846,480,113</u>
2014	99%	(2013 99%)		

2014 12 31 ()

43. ()

2014	2013
646,464	914,506
60,301,648	92,426,235
58,657,813	52,079,582
637,241,752	421,386,497
36,349,550	64,123,541
45,218,947	88,265,679
<u>838,416,174</u>	<u>719,196,040</u>

44.

2014	2013
59,647,516	47,486,185
711,922,723	374,772,216
4,588,797	6,295,450
3,716,996	2,158,594
11,483,847	4,084,031
4,423,815	2,956,312
15,386,494	14,513,783
5,883,175	5,492,119
6,623,785	4,654,191
6,410,856	6,534,212
75,424,916	56,718,655
<u>905,512,920</u>	<u>525,665,748</u>

2014 12 31 ()

		()	
45.		2014	2013
		911,531,550	772,246,622
		131,162,264	133,626,833
		44,732,587	52,959,812
		294,748,642	413,196,685
		108,466,498	95,400,203
		237,733,050	195,250,037
		96,198,991	86,416,448
	*	20,913,509	16,706,446
		25,123,594	37,279,274
		12,146,203	43,983,956
		48,519,473	63,914,421
		1,279,025	1,119,140
		101,723,522	98,859,343
		140,845,328	154,857,971
		<u>2,175,124,236</u>	<u>2,165,817,191</u>
*2014	7,460,000 (2013	7,460,000)
46.		2014	2013
		1,336,798,557	1,124,578,070
	*	1,015,288,458	962,834,530
	*	321,510,099	161,743,540
		168,134,064	103,767,418
		556,696,854	402,948,070
		49,486,592	29,887,533
		106,499,785	85,309,789
		<u>767,954,016</u>	<u>733,059,904</u>
		2014	
	(2013)
*	5		1,265,956,380
(2013	1,028,155,969	5	
70,842,177	(2013	96,422,101)

2014 12 31 ()

()

47

	2014	2013
	84,625,187	161,832,006
	114,800,602	67,421,752
	26,810,425	92,013,456
	-	189,468,007
	20,782,402	180,197,036
	-	9,839,091
	23,280,000	91,370,018
	2,650,000	-
	90,004,189	-
	<u>362,952,805</u>	<u>792,141,366</u>

48.

	2014	2013
(1)	74,386,856	(188,721,341)
(2)	<u>(215,600,229)</u>	<u>207,457,398</u>
	<u>(141,213,373)</u>	<u>18,736,057</u>

1	2014		
		28,688,646	(2013
)	15,637,586	(2013
	117,276,853)		
		2,540,478	(2013 12 31
)	30,060,624	(2013
	8,163,857)		
2	2014		
		741,580,718	(2013
	1,124,808,398)		
		515,929,316	(2013
	927,451,517)	10,051,173	(2013
	10,100,517)		

2014 12 31 ()

()

49.

	2014	2013
	21,433,814	117,156,560
	<u>21,540,546</u>	<u>145,858,676</u>
	(106,732)	(28,702,116)
	4,676,957	3,576,341
	4,676,957	4,073,195
	-	(496,854)
/()/(1)*	667,352,138	(73,311,904)
/()	12,619,622	(31,842,434)
	28,386,297	18,740,000
(2)*	(15,766,675)	(50,582,434)
	<u>66,483,577</u>	<u>(1,810,917)</u>
	<u>772,566,108</u>	<u>13,767,646</u>

*	2014	54,460,952	(2013	44,772,902)
		827,027,060	(2013	58,540,548)
1	2014	631,373,077	(2013	81,713,954
2	2014	2013		

2014 12 31 ()

50. ()

	2014	2013	2014
	53,043,654	8,467,645	53,043,654
	11,043,785	8,467,645	11,043,785
	161,694,394	159,679,631	161,694,394
	8,290,123	10,744,109	8,290,123
	13,713,050	44,594,966	13,713,050
	<u>236,741,221</u>	<u>223,486,351</u>	<u>236,741,221</u>

	2014	2013
	6,945,023	2,490,000
	15,696,766	3,772,099
	4,543,158	552,709
(1)	41,160,260	33,502,393
	<u>20,478,622</u>	<u>16,913,509</u>
	<u>88,823,829</u>	<u>57,230,710</u>

	6,189,578	23,460,162
	498,142	407
	16,809,008	10,253,838
(2)	<u>49,373,837</u>	<u>68,734,514</u>
	<u>72,870,565</u>	<u>102,448,921</u>
	<u>161,694,394</u>	<u>159,679,631</u>

1 41,160,260

2 2014 2014 10,980,000
 2014 14,228,300
 (“ ”)
 (“ ”)2014 8,000,000
 7,423,200

()
2014 12 31

()

51.

	2014	2013	2014
	151,038,028	126,942,650	151,038,028
	118,881,145	126,939,629	118,881,145
	32,156,883	3,021	32,156,883
	185,845,063	230,065,888	185,845,063
	8,047,755	24,189,776	8,047,755
	9,850	401,975	9,850
	1,463,895	2,130,972	1,463,895
	<u>26,357,597</u>	<u>26,708,759</u>	<u>26,357,597</u>
	<u>372,762,188</u>	<u>410,440,020</u>	<u>372,762,188</u>

52.

	2014	2013
	617,705,361	1,199,556,120
	<u>70,990,638</u>	<u>(226,123,622)</u>
	<u>688,695,999</u>	<u>973,432,498</u>

	2014	2013
	3,324,137,990	3,834,701,570

(1)

	831,034,497	958,675,393
	(184,044,511)	(155,990,286)
	(218,580,802)	(59,119,178)
	(77,417,192)	(99,842,278)
	50,265,301	40,178,017
	(48,493,671)	(20,879,485)
	<u>335,932,377</u>	<u>310,410,315</u>
	<u>688,695,999</u>	<u>973,432,498</u>

(2)

(3)

2014 12 31 ()

()

52. ()

1 / (2013)

2 2014 21,433,814 (2013
 117,156,560) 28,836,297
 (2013 18,740,000
 26,160,760 (2013 16,482,399)

3 2014 52,775,730 (2013
 118,289,509)

53.

()

	2014	2013
	<u>2,345,062,669</u>	<u>2,125,353,823</u>
	<u>21,634,580,077</u>	<u>21,796,121,080</u>
	<u>0.11</u>	<u>0.10</u>

2014 12 31 ()

()

54.

	2014	2013
	168,134,064	103,767,418
	140,663,983	342,150,175
	634,142,761	42,856,287
	<u>942,940,808</u>	<u>488,773,880</u>
	(95,235,225)	(74,188,750)
	(510,856,787)	(1,004,060,985)
	(219,291,391)	(198,802,229)
	(129,179,937)	(155,225,428)
	<u>(954,563,340)</u>	<u>(1,432,277,392)</u>
	341,789,835	171,248,682
	-	116,797,601
	<u>341,789,835</u>	<u>288,046,283</u>
	<u>(509,667,366)</u>	<u>(68,067,205)</u>
	-	566,760,389
	360,304,291	269,809,646
	<u>360,304,291</u>	<u>836,570,035</u>
H	(185,131,553)	(154,330,486)
	(74,463,813)	(119,557,311)
	(106,499,785)	(85,309,789)
	<u>(366,095,151)</u>	<u>(359,197,586)</u>

55. ()

(2)

2014	2013
<u>1,367,249,080</u>	<u>66,379,114</u>
1,367,249,080	-
<u>48,218,269</u>	<u>136,723</u>
<u>1,319,030,811</u>	<u>(136,723)</u>

/()

2014	2013
<u>104,801,692</u>	<u>27,511,537</u>
104,801,692	27,511,537
<u>8,725,922</u>	<u>5,133,397</u>
<u>96,075,770</u>	<u>22,378,140</u>

(3)

2014	2013
3,136,098,878	3,330,935,614
4,544,293	7,136,797
<u>3,131,554,585</u>	<u>3,323,798,817</u>
375,661,578	689,997,407
<u>3,511,760,456</u>	<u>4,020,933,021</u>

()
2014 12 31

()

56.

		2014	2013
	(1)	492,959,037	575,977,286
	(2)	<u>20,847,021</u>	-
		<u>513,806,058</u>	<u>575,977,286</u>
1	2014 12 31	492,959,037	
		214,000,000	(2013 12 31
		492,340,100	83,637,186
		123,000,000	39,500,000)
2	2014 12 31	20,847,021	
		20,000,000	1 2014 12 2015
	12		

57.

2014			2013		
261,306,302	0.7889	206,144,542	234,837,357	0.7862	184,629,130
58,636,024	6.1190	358,793,829	57,097,483	6.0969	348,117,645
-	9.5437	2	10,123,794	10.0556	101,800,821
26,574	5.2755	140,191	2,490,212	5.7259	14,258,703
19,608,624	5.0174	98,384,309	41,917,932	5.4301	227,618,565
8,689,267	0.1105	960,164	9,398,272	0.1852	1,740,560
627,093	7.4556	4,675,352	3,913	8.4189	32,945
		13,890			4,783,073
6,349,029	5.0174	31,855,618	8,240,212	5.4301	44,745,175
35,403,613	0.7889	27,929,910	27,674,392	0.7862	21,757,607
6,581,347	6.1190	40,271,260	939,878	6.0969	5,730,343
77,302,474	6.1190	<u>473,013,838</u>	23,854,214	6.0969	<u>145,436,757</u>
		<u>1,242,182,905</u>			<u>1,100,651,324</u>

()
2014 12 31

	()					
			2014		2013	
57.	()					
			676,231,785	6.1190	4,137,862,292	273,429,133
			329,056,787	6.1190	2,013,498,479	317,845,739
			40,569,437	5.0174	203,553,095	35,110,171
			1,071,963	0.7889	845,672	12,175,307
			1,809,504	6.1190	11,072,358	1,579,842
			1,048,810	5.0174	5,262,301	1,043,298
			99,230,000	6.1190	607,188,370	156,303,333
			30,500,000	7.4556	227,395,800	-
			936,992,842	6.1190	5,733,459,199	846,282,333
			144,871,112	5.0174	726,876,317	-
			477,912,685	6.1177	2,923,716,925	476,597,905
			-	0.7889	-	3,598,855
			12,950,000	6.1190	79,241,050	-
			403,759	5.0174	2,025,820	622,600
					<u>16,671,997,678</u>	<u>12,845,220,347</u>

2014 12 31 ()

1.

				(%)			
")	2014 5 31	700,000,000	70		2014 5 31	232,718,086	(8,781,028)
Bullabulling Gold Limited	2014 7 14	155,272,419	100		2014 7 14	-	(8,735,975)
(Bullabulling							

-		700,000,000		155,272,419	Bullabulling	
		712,377,964		155,272,419		
		<u>(12,377,964)</u>		<u>-</u>		

()
2014 12 31

()

1. ()

		Bullabulling			
2014	5 31	2014	5 31	2014	7 14
	35,576,086		35,576,086	11,369,493	11,369,493
	4,318,731		4,318,731	3,098,256	3,098,256
	3,377,566		3,377,566	-	-
	5,604,249		5,604,249	553,260	553,260
	16,119,010		16,119,010	-	-
	399,731,240		399,731,240	3,834,092	3,834,092
	77,878,170		77,878,170	-	-
	703,536,038		289,226,510	151,786,881	1,604,397
	1,928,718		1,928,718	-	-
	12,465,527		12,465,527	1,029,063	1,029,063
	(20,000,000)		(20,000,000)	-	-
	(12,646,323)		(12,646,323)	(8,077,596)	(8,077,596)
	(58,630,794)		(58,630,794)	(6,722,109)	(6,722,109)
	(151,575,412)		(151,575,412)	(1,598,921)	(1,598,921)
	1,017,682,806		603,373,278	155,272,419	5,089,935
	305,304,842		181,011,983	-	-
	712,377,964		422,361,295	155,272,419	5,089,935

()
2.

	“				
”)				100%	100%
				51%	51%
	“	”)		70%	70%
				70%	70%
				90%	90%
				100%	100%
		“			
”)				48%	48%
(BVI)				100%	100%
				100%	100%
(BVI)				100%	100%
				100%	100%
				100%	100%
	“	”)		80%	80%
				100%	100%
	“	”)		100%	100%
Gold Enhance International Ltd				100%	100%
				100%	100%
SUPER WINNER OVERSEAS LIMITED				100%	100%

2014 12 31 ()

2. ()

(%)

	7,169,389	100	2014 1 31	1,709,266
(1)	4,864,063	51	2014 3 31	-
(2)	8,000,000	70	2014 6 30	(10,392,210)
	4,932,303	80	2014 6 30	15,247
	-	100	2014 7 31	(86,158)
	100,000	90	2014 10 31	57,228,438
	84,600,000	100	2014 10 31	(43,791,772)
	7,671,158	48	2014 12 31	(5,854)
1	2014 3 13			
	2014 12 31			

2

()
2014 12 31

()

2. ()

(2)

	2,824,483	680,672	38,723,925	6,146,320	2,882	5,221,417	73,031,506	16,094,365	142,725,570
	7,939,960	8,164,592	21,486,152	-	85,288	27,902,728	130,131,425	-	195,710,145
	(5,304,320)	(1,514)	(34,450,767)	-	(2,012)	(99,745,635)	(51,852,506)	-	(191,356,754)
	-	-	-	-	-	-	(22,918,653)	-	(22,918,653)
	<u>5,460,123</u>	<u>8,843,750</u>	<u>25,759,310</u>	<u>6,146,320</u>	<u>86,158</u>	<u>(66,621,490)</u>	<u>128,391,772</u>	<u>16,094,365</u>	<u>124,160,308</u>
	<u>5,460,123</u>	<u>4,864,063</u>	<u>18,392,210</u>	<u>4,917,056</u>	<u>86,158</u>	<u>(57,128,438)</u>	<u>128,391,772</u>	<u>7,677,012</u>	<u>112,659,956</u>
	<u>-</u>	<u>3,979,687</u>	<u>7,367,100</u>	<u>1,229,264</u>	<u>-</u>	<u>(9,493,052)</u>	<u>-</u>	<u>8,417,353</u>	<u>11,500,352</u>
	<u>-</u>	<u>-</u>	<u>-</u>	<u>-</u>	<u>-</u>	<u>-</u>	<u>-</u>	<u>-</u>	<u>-</u>
/()	<u>1,709,266</u>	<u>-</u>	<u>(10,392,210)</u>	<u>15,247</u>	<u>(86,158)</u>	<u>57,228,438</u>	<u>(43,791,772)</u>	<u>(5,854)</u>	<u>4,676,957</u>
	<u><u>7,169,389</u></u>	<u><u>4,864,063</u></u>	<u><u>8,000,000</u></u>	<u><u>4,932,303</u></u>	<u><u>-</u></u>	<u><u>100,000</u></u>	<u><u>84,600,000</u></u>	<u><u>7,671,158</u></u>	<u><u>117,336,913</u></u>

()
2014 12 31

()

2. ()

2013 12 31

(2)

2,824,483	839,075	35,295,308	6,128,667	19,366,767	6,196,469	57,264,830	16,051,842	143,967,441
7,939,960	8,036,389	16,051,990	-	85,288	147,610,909	147,080,948	389,381	327,194,865
(5,304,320)	(32,647)	(34,055,226)	-	(2,421)	(96,772,674)	(36,588,327)	(41,046)	(172,796,661)
-	-	-	-	-	(1,416)	(17,650,201)	-	(17,651,617)
<u>5,460,123</u>	<u>8,842,817</u>	<u>17,292,072</u>	<u>6,128,667</u>	<u>19,449,634</u>	<u>57,033,288</u>	<u>150,107,250</u>	<u>16,400,177</u>	<u>280,714,028</u>
-	3,979,267	4,945,491	1,225,733	-	5,703,329	-	8,577,293	24,431,113
<u>5,460,123</u>	<u>4,863,550</u>	<u>12,346,581</u>	<u>4,902,934</u>	<u>19,449,634</u>	<u>51,329,959</u>	<u>150,107,250</u>	<u>7,822,884</u>	<u>256,282,915</u>

2014 1 1

(2)

-	-	338,957	-	-	3,180,011	48,000,047	-	51,519,015
-	-	-	-	-	(4,500,247)	34,373,697	-	29,873,450
-	933	(6,137,206)	17,653	(25,314)	(6,915,546)	(6,878,436)	(317,325)	(20,255,241)

/()

2014 12 31 ()

()

3.

2014 1 21 (“ ” “ ”)
 0.5% 2014 1 31 (“ ”)99.5% 35,000,000
 30,000,000 “ ”
 、 20 。
 2014 11 3 (“ ”)
 77,916,700 (476,976,661)
 (“ ”)51% 2014 12 3
 2006 1 9,000,000
 Kolwezi Nyoka
 、 20 。

4.

50,000,000 (“ ”) 2014 8 14 (“ ”)
 51% 49% 25,500,000
 2014 12 31 50,000,000
 25,500,000 51%
 (“ ”) 2014 8 25 (“ ”)
 100,000,000
 60% 40% 46,000,000
 4,000,000 2014 12 31 100,000,000
 50,000,000 60%
 (“ ”) 2014 11 18
 (“ ”) (“ ”) 1 1
 2014 12 31 1 100%
 100%

2014 12 31 ()

1.

(1)

1,000,000,000	100%	-
375,000,000	67.20%	-
200,000,000	96.63%	3.37%
200,000,000	100%	-
120,000,000	100%	-
500,000,000	60%	40%
1	-	100%

2014 12 31 ()

()

1. ()

()

(1) ()

3 3 4 C 5 (2 5 0 , T J 0 , T J 0 T Q q 9 3 . 8 4 3 4 6 1 . 5 T m 5 7 6 6 9 . 5 . 5 4 3 2 0 3 7 3 / P < M 7 . 9 8 T f 1 0 0 1 2 0 > T J 5 3 . 3

2014 12 31 ()

1. ()

2014

		49.00%	288,846,608	(392,000,000)	838,439,846
		49.00%	64,678,343	-	611,450,915
	(“ ”)	44.00%	26,297,882	(22,000,000)	355,076,960
		32.80%	(11,647,710)	-	295,619,104
		44.00%	160,381,695	-	440,250,418
		47.00%	2,091,566	-	263,152,299
		61.48%	(199,348,885)	-	93,858,768
	(“ ”)	24.08%	(8,558,395)	(19,263,520)	221,144,565
		49.00%	(164,583)	-	243,853,315
		17.57%	9,262,552	-	224,996,415
	(“ ”)	42.75%	2,036,392	-	197,946,639
	(“ ”)	40.00%	62,014,691	(56,383,546)	186,993,657
	(“ ”)	15.78%	3,019,852	(3,818,760)	158,298,230
	(“ ”)	61.28%	(19,074,580)	-	131,023,921
Altynken Limited Liability Company(“ ”)		40.00%	-	-	144,993,263
		30.00%	(16,489,362)	-	111,252,889
			(72,966,744)	(56,648,688)	1,091,116,345
			<u>290,379,322</u>	<u>(550,114,514)</u>	<u>5,609,467,549</u>

2014 12 31 ()

1. ()
()
()

2013

49.00%	365,596,409	(196,000,000)	937,569,160
49.00%	118,809,731	-	549,389,175
44.00%	10,656,370	-	352,128,367
32.80%	(26,152,943)	-	306,542,382
44.00%	229,944,509	(264,000,000)	279,868,723
47.00%	(237,660)	(32,900,000)	261,060,733
61.48%	(21,204,920)	-	250,307,653
24.08%	29,965,311	(22,482,000)	271,624,528
49.00%	(1,206,333)	-	244,017,897
17.57%	19,776,782	-	225,220,298
42.75%	27,456,575	-	194,203,531
40.00%	71,763,433	(127,489,720)	181,310,197
15.78%	(12,011,532)	-	177,968,810
61.28%	(2,945,222)	(9,800,000)	150,633,358
40.00%	-	-	140,711,749
30.00%	2,569,584	-	127,742,251
	(76,864,845)	(87,402,636)	822,895,353
	<u>735,915,249</u>	<u>(740,074,356)</u>	<u>5,473,194,165</u>

()
1. ()
()

2014					2013						
692,841,921	1,847,684,930	2,540,526,851	(294,481,728)	(512,945,000)	(807,426,728)	429,409,118	1,707,490,374	2,136,899,492	(161,442,885)	(49,945,000)	(211,387,885)
340,687,190	2,550,539,290	2,891,226,480	(1,146,613,772)	(464,372,000)	(1,610,985,772)	320,522,787	2,529,847,834	2,850,370,621	(632,414,525)	(1,064,372,000)	(1,696,786,525)
546,039,803	1,322,466,063	1,868,505,866	(815,166,202)	(230,000,000)	(1,045,166,202)	483,117,239	1,261,644,668	1,744,761,907	(953,308,045)	-	(953,308,045)
737,005,369	2,626,334,589	3,363,339,958	(1,304,301,595)	(1,208,981,207)	(2,513,282,802)	974,498,153	2,598,907,625	3,573,405,778	(1,835,499,118)	(863,000,000)	(2,698,499,118)
983,476,744	540,002,765	1,523,479,509	(438,054,126)	(9,022,697)	(447,076,823)	806,802,280	471,786,184	1,278,588,464	(657,336,485)	(4,542,697)	(661,879,182)
229,753,790	176,642,320	406,396,110	(354,775)	-	(354,775)	212,559,687	193,236,768	405,796,455	(696,142)	-	(696,142)
949,074,428	2,076,254,540	3,025,328,968	(1,721,420,845)	(853,222,108)	(2,574,642,953)	471,170,884	1,780,498,019	2,251,668,903	(836,730,276)	(750,000,000)	(1,586,730,276)
1,571,827,789	194,036,448	1,765,864,237	(523,412,594)	-	(523,412,594)	321,776,759	1,538,022,553	1,859,799,312	(591,223,929)	-	(591,223,929)
36,718,836	449,370,511	486,089,347	(37,973,443)	(123,323,575)	(161,297,018)	31,583,171	440,009,392	471,592,563	(37,317,851)	(106,400,657)	(143,718,508)
290,621,532	1,809,500,919	2,100,122,451	(210,926,654)	(1,005,802,708)	(1,216,729,362)	439,632,669	1,560,401,663	2,000,034,332	(196,316,950)	(931,132,054)	(1,127,449,004)
105,896,288	449,195,052	555,091,340	(233,432,503)	(40,000,000)	(273,432,503)	83,900,496	537,579,525	621,480,021	(302,492,867)	(65,000,000)	(367,492,867)
66,809,882	644,158,507	710,968,389	(202,812,578)	(25,484)	(202,838,062)	83,039,968	656,215,893	739,255,861	(238,879,001)	-	(238,879,001)
146,697,970	736,320,706	883,018,676	(341,269,516)	(211,552,082)	(552,821,598)	169,869,509	654,877,685	824,747,194	(223,659,581)	(366,644,282)	(590,303,863)
85,015,584	253,380,830	338,396,414	(154,879,108)	-	(154,879,108)	86,536,934	286,132,473	372,669,407	(157,152,624)	-	(157,152,624)
56,593,099	1,448,874,323	1,505,467,422	(1,565,392,907)	(3,208,033)	(1,568,600,940)	60,368,258	807,115,736	867,483,994	(939,063,794)	(2,257,502)	(941,321,296)
1,076,443,829	744,399,343	1,820,843,172	(609,131,052)	(790,830,000)	(1,399,961,052)	942,995,117	664,750,674	1,607,745,791	(520,534,733)	(611,364,400)	(1,131,899,133)

()
2014 12 31

()
1. ()

()

()

2014				2013			
/				/			
1,397,962,097	587,958,691	587,958,691	478,657,304	1,539,911,446	745,085,989	745,085,989	777,998,392
1,109,918,768	131,996,619	131,996,619	273,332,401	1,204,335,457	242,468,839	242,468,839	500,621,450
1,834,055,186	84,951,035	84,951,035	119,214,459	1,813,039,160	24,219,024	24,219,024	227,670,831
3,078,001,449	(35,511,310)	(35,511,310)	369,493,427	2,502,772,851	(117,374,037)	(117,374,037)	126,083,149
1,411,320,199	459,693,404	459,693,404	394,314,267	1,476,417,656	522,601,157	522,601,157	284,157,305
313,177	941,023	941,023	2,628,439	96,005,066	95,494,340	95,494,340	(3,788,242)
877,539,000	(324,252,613)	(324,252,613)	(265,934,176)	2,531,183	(33,638,569)	(33,638,569)	(139,739,336)
-	(35,542,394)	(35,542,394)	114,716,191	443,205,402	125,513,938	125,513,938	173,815,429
-	(3,081,725)	(3,081,725)	(1,234,743)	-	(2,461,904)	(2,461,904)	(20,840,692)
1,347,430,734	59,330,450	59,330,450	467,119,153	1,553,367,692	117,213,376	117,213,376	396,626,670
254,905,532	23,679,368	23,679,368	75,188,250	371,295,463	84,137,357	84,137,357	141,640,196
556,143,879	148,581,545	148,581,545	260,501,121	576,539,370	128,215,744	128,215,744	171,152,099
492,881,476	119,758,511	119,758,511	154,132,560	152,001,394	2,560,558	2,560,558	63,256,584
102,441,474	(31,126,676)	(31,126,676)	1,703,300	135,044,721	(4,837,042)	(4,837,042)	32,799,946
-	-	-	-	-	-	-	(460,063)
61,245,223	(54,964,538)	(54,964,538)	22,240,514	59,456,665	8,565,280	8,565,280	(166,941,775)

2014 12 31 ()

()

2.

2014

(1)	173,430,000	-	30.05%
	250,000,000	-	50%
(2)	10,000	-	45%
	100,000,000	-	50%
(3)	200,000,000	-	50%
	50,000	-	60%
	50,000	-	82.89%
	21,500,000	-	51.16%
	69,000,000	-	49%
	60,000,000	-	48%
	800,000,000	-	30%
	231,500,000	-	27.82%
	300,000,000	-	38%
	100,000,000	-	40%

2014 12 31 ()

()

2. ()

2014 ()

_____()

200,000,000	-	25%
107,000,000	-	25.23%
700,000,000	41.5%	-
80,000,000	34%	-
73,440,000	10%	37.5%
625,000,000	22%	-
868,935,192	-	17.16%
830,000,000	-	34%
10,000,000	-	20%
355,580,000	-	25%
782,000,000	-	38.87%
1,350,000,000	45%	-
5,000,000	-	20%
20,408,163	-	49%
77,488,679	-	26.35%

NKWE

2014 12 31 ()

()

2. ()

2013

(1)	173,430,000	-	30.05%
	250,000,000	-	50%
(2)	10,000	-	45%
	100,000,000	-	50%
	50,000	-	60%
	50,000	-	90.9%
	21,500,000	-	51.16%
	69,000,000	-	49%
	60,000,000	-	48%
	800,000,000	-	30%
	231,500,000	-	27.82%
	300,000,000	-	38%
	100,000,000	-	40%

2014 12 31 ()

()

2. ()

2013 ()

____()

200,000,000	-	25%
107,000,000	-	25.23%
600,000,000	31.5%	-
80,000,000	34%	-
73,440,000	10%	37.5%
625,000,000	22%	-
868,935,192	-	17.16%
830,000,000	-	34%
10,000,000	-	20%
355,580,000	-	25%
782,000,000	-	38.87%
1,350,000,000	45%	-
5,000,000	-	20%
10,000,000	-	49%

2014 12 31 ()



()

2. ()

1 3 5 2

2 2 3 5

3 2014 12 50% (" ")
5 2 3

()
2014 12 31

()

2.

()

2014

	933,266,844	1,483,056,280	943,868,697
	158,549,665	758,098,339	56,984,249
	506,148,791	937,795	3,091,524,962
	<u>1,439,415,635</u>	<u>1,483,994,075</u>	<u>4,035,393,659</u>
	(790,545,630)	(1,276,051,681)	(1,401,732,381)
	(7,365,452)	-	(75,073,209)
	<u>(797,911,082)</u>	<u>(1,276,051,681)</u>	<u>(1,476,805,590)</u>
	-	-	-
	<u>641,504,553</u>	<u>207,942,394</u>	<u>2,558,588,069</u>
	192,772,118	103,971,197	1,151,364,631
	(12,350,855)	-	-
	-	-	-
	-	-	-
	<u>180,421,263</u>	<u>103,971,197</u>	<u>1,151,364,631</u>
	2,176,189,499	11,850,000	-
	762,700	2,734,639	3,147,519
	23,712,718	5,293,114	37,756,639
	6,849,192	2,357,356	-
/()	21,934,050	(23,593,882)	(52,862,539)
	-	-	-
	21,934,050	(23,593,882)	(52,862,539)
	<u>9,014,700</u>	<u>-</u>	<u>-</u>

()
2014 12 31

()

2. ()

()

2013

658,138,711	860,771,976	196,334,328
122,804,680	468,359,579	151,122,986
<u>412,893,273</u>	<u>622,568</u>	<u>2,913,837,141</u>
<u>1,071,031,984</u>	<u>861,394,544</u>	<u>3,110,171,469</u>
(453,748,346)	(569,476,061)	(433,443,492)
<u>(8,815,149)</u>	<u>(60,382,207)</u>	<u>(65,277,369)</u>
<u>(462,563,495)</u>	<u>(629,858,268)</u>	<u>(498,720,861)</u>
-	-	-
<u>608,468,489</u>	<u>231,536,276</u>	<u>2,611,450,608</u>
182,844,781	115,768,138	1,175,152,774
-	-	-
-	-	-
-	-	-
<u>182,844,781</u>	<u>115,768,138</u>	<u>1,175,152,774</u>
2,073,687,860	11,773,776	-
-	2,167,696	2,860,683
20,768,807	19,431	12,445,055
17,782,798	95,516	-
56,059,877	(16,905,006)	(47,388,465)
-	-	-
56,059,877	(16,905,006)	(47,388,465)
<u>-</u>	<u>-</u>	<u>-</u>

/()

2014 12 31 ()

()

2. ()

2014

363,699,504	252,757,653	11,951,500	576,590,000	29,543,848	2,608,821,100	829,369,211	317,961,733
2,917,671,868	3,812,933,214	1,444,768,369	604,444,145	984,017,284	2,293,078,645	3,457,931,422	2,196,338,080
<u>3,281,371,372</u>	<u>4,065,690,867</u>	<u>1,456,719,869</u>	<u>1,181,034,145</u>	<u>1,013,561,132</u>	<u>4,901,899,745</u>	<u>4,287,300,633</u>	<u>2,514,299,813</u>
(1,583,752,250)	(1,086,814,155)	(360,721,986)	(374,960,000)	(30,942,072)	(2,790,219,475)	(1,412,812,648)	(829,246,537)
(656,000,000)	(2,426,458,539)	(25,394,523)	(55,820,000)	(483,950,240)	(1,479,876,946)	(575,450,036)	(902,675,427)
<u>(2,239,752,250)</u>	<u>(3,513,272,694)</u>	<u>(386,116,509)</u>	<u>(430,780,000)</u>	<u>(514,892,312)</u>	<u>(4,270,096,421)</u>	<u>(1,988,262,684)</u>	<u>(1,731,921,964)</u>
-	-	239,177,820	178,165,174	-	-	-	-
<u>1,041,619,122</u>	<u>552,418,173</u>	<u>831,425,540</u>	<u>572,088,971</u>	<u>498,668,820</u>	<u>631,803,324</u>	<u>2,299,037,949</u>	<u>782,377,849</u>
432,271,936	121,531,998	481,771,512	208,720,703	124,667,205	214,813,130	394,514,912	304,110,270
-	-	(162,757,584)	-	-	-	-	-
331,615,363	-	-	-	-	-	-	-
-	-	-	-	-	-	-	-
<u>763,887,299</u>	<u>121,531,998</u>	<u>319,013,928</u>	<u>208,720,703</u>	<u>124,667,205</u>	<u>214,813,130</u>	<u>394,514,912</u>	<u>304,110,270</u>
593,396,317	232,708,400	-	977,420,000	129,098,703	1,369,673,550	1,749,596,577	1,415,752,374
20,379,728	12,838,825	-	24,210,000	2,571,117	-	-	163,813
57,772,754	99,195,114	(11,734,098)	84,470,952	18,448,040	(166,493,785)	(91,271,089)	283,689
-	-	-	-	-	-	-	-
<u>57,772,754</u>	<u>99,195,114</u>	<u>(11,734,098)</u>	<u>84,470,952</u>	<u>18,448,040</u>	<u>(166,493,785)</u>	<u>(91,271,089)</u>	<u>283,689</u>
-	-	-	9,660,000	-	-	-	-

/()

2014 12 31 ()

()

2. ()

()

2013

320,105,174	269,762,804	41,661,174	492,210,000	52,113,250	1,335,177,152	963,271,593	436,156,529
2,604,081,012	3,255,919,067	1,039,443,922	637,433,157	998,755,197	2,468,504,724	3,299,779,128	2,187,774,160
<u>2,924,186,186</u>	<u>3,525,681,871</u>	<u>1,081,105,096</u>	<u>1,129,643,157</u>	<u>1,050,868,447</u>	<u>3,803,681,876</u>	<u>4,263,050,721</u>	<u>2,623,930,689</u>
(780,616,056)	(1,262,236,253)	(335,857,678)	(373,850,000)	(43,207,667)	(1,160,381,767)	(1,274,528,953)	(715,329,548)
(1,359,723,762)	(1,810,222,559)	(24,593,480)	(59,790,000)	(527,440,000)	(1,845,003,000)	(598,212,730)	(1,126,506,981)
<u>(2,140,339,818)</u>	<u>(3,072,458,812)</u>	<u>(360,451,158)</u>	<u>(433,640,000)</u>	<u>(570,647,667)</u>	<u>(3,005,384,767)</u>	<u>(1,872,741,683)</u>	<u>(1,841,836,529)</u>
-	-	250,772,727	161,262,464	-	-	-	-
<u>783,846,368</u>	<u>453,223,059</u>	<u>469,881,211</u>	<u>534,740,693</u>	<u>480,220,780</u>	<u>798,297,109</u>	<u>2,390,309,038</u>	<u>782,094,160</u>
246,911,606	99,709,073	324,294,272	194,880,884	120,055,195	271,421,017	410,177,031	304,000,000
-	-	-	-	-	-	-	-
<u>246,911,606</u>	<u>99,709,073</u>	<u>324,294,272</u>	<u>194,880,884</u>	<u>120,055,195</u>	<u>271,421,017</u>	<u>410,177,031</u>	<u>304,000,000</u>
631,768,353	116,396,794	-	1,071,660,000	111,708,131	8,817,194	1,754,755,131	-
35,722,244	-	-	36,777,000	122,436	-	971,474	-
105,276,537	78,580,763	(27,649,781)	143,763,000	11,179,173	(22,305,851)	(44,163,810)	-
-	-	-	-	-	-	-	-
<u>105,276,537</u>	<u>78,580,763</u>	<u>(27,649,781)</u>	<u>143,763,000</u>	<u>11,179,173</u>	<u>(22,305,851)</u>	<u>(44,163,810)</u>	<u>-</u>
25,200,000	-	-	9,660,495	-	-	-	-

()

2014 12 31 ()

()
2. ()

	2014	2013
	721,483,764	617,833,061
/()	28,833,823	(28,794,608)
	-	-
	<u>28,833,823</u>	<u>(28,794,608)</u>
	737,849,907	616,110,104
	15,197,178	93,453,043
	-	-
	<u>15,197,178</u>	<u>93,453,043</u>

()
2014 12 31

1.

2014

-	-	4,076,143,580	-	4,076,143,580
350,075,920	(37,828,293)	-	-	312,247,627
-	-	538,484,702	-	538,484,702
-	-	1,228,075,464	-	1,228,075,464
-	-	1,227,785,223	-	1,227,785,223
-	-	601,678,475	-	601,678,475
-	-	-	86,038,950	86,038,950
-	-	1,233,391,340	-	1,233,391,340
<u>350,075,920</u>	<u>(37,828,293)</u>	<u>8,905,558,784</u>	<u>86,038,950</u>	<u>9,303,845,361</u>

-	-	4,551,121,572	-	4,551,121,572
8,488,808,161	108,730,339	-	-	8,597,538,500
-	-	282,976,147	-	282,976,147
-	-	4,011,412,543	-	4,011,412,543
-	-	35,938,170	-	35,938,170
-	-	2,226,614,441	-	2,226,614,441
-	-	1,347,611,097	-	1,347,611,097
-	-	8,339,476,546	-	8,339,476,546
-	-	7,923,716,925	-	7,923,716,925
-	-	331,037,032	-	331,037,032
<u>8,488,808,161</u>	<u>108,730,339</u>	<u>29,049,904,473</u>	-	<u>37,647,442,973</u>

()
2014 12 31

()
1. ()
2013

-	-	4,428,930,035	-	-	4,428,930,035		
586,362,534	(110,420,583)	-	-	475,941,951			
-	-	780,847,129	-	780,847,129			
-	-	519,354,631	-	519,354,631			
-	-	1,023,800,908	-	1,023,800,908			
-	-	305,376,563	-	305,376,563			
-	-	-	343,624,001	343,624,001			
-	-	175,436,756	-	175,436,756			
<u>586,362,534</u>	<u>(110,420,583)</u>	<u>7,233,746,022</u>	<u>343,624,001</u>	<u>8,053,311,974</u>			

-	-	2,774,147,375	-	2,774,147,375			
6,810,273,274	(63,538,419)	-	-	6,746,734,855			
-	-	281,648,206	-	281,648,206			
-	-	4,593,524,531	-	4,593,524,531			
-	-	5,534,343	-	5,534,343			
-	-	2,114,545,320	-	2,114,545,320			
-	-	1,377,984,690	-	1,377,984,690			
-	-	6,997,843,844	-	6,997,843,844			
-	-	5,405,880,513	-	5,405,880,513			
-	-	226,434,055	-	226,434,055			
<u>6,810,273,274</u>	<u>(63,538,419)</u>	<u>23,777,542,877</u>	<u>30,524,277,732</u>				

2014 12 31 ()

()

2.

/

/

2014 12 31

()
2014 12 31

()

2. ()

2014 12 31 58%(2013 12 31 61%) 1

2014

	1	1	5	5	
	4,595,990,813		-	-	4,595,990,813
	8,597,538,500		-	-	8,597,538,500
	282,976,147		-	-	282,976,147
	4,011,412,543		-	-	4,011,412,543
	35,938,170		-	-	35,938,170
	2,226,614,441		-	-	2,226,614,441
	1,386,944,610		-	-	1,386,944,610
	343,209,800	7,933,038,142		1,835,811,746	10,112,059,688
	409,827,600	8,931,432,928		-	9,341,260,528
	22,420,674	260,783,239		123,099,141	406,303,054
	<u>21,912,873,298</u>	<u>17,125,254,309</u>		<u>1,958,910,887</u>	<u>40,997,038,494</u>

2013

	1	1	5	5	
	2,836,284,298		-	-	2,836,284,298
	6,746,734,855		-	-	6,746,734,855
	281,648,206		-	-	281,648,206
	4,593,524,531		-	-	4,593,524,531
	5,534,343		-	-	5,534,343
	2,114,545,320		-	-	2,114,545,320
	1,422,318,368		-	-	1,422,318,368
	304,125,188	5,892,657,247		1,105,186,598	7,301,969,033
	266,876,760	6,125,923,389		-	6,392,800,149
	20,282,674	178,518,022		80,207,610	279,008,306
	<u>18,591,874,543</u>	<u>12,197,098,658</u>		<u>1,185,394,208</u>	<u>31,974,367,409</u>

2014 12 31 ()

2. ()

	60%(2013 12 31 58%)		2014 12 31
	()		
	/()	/()	/()#
2014	100/(100)	(11,152,396)/11,152,396	-
	100/(100)	(67,852,467)/67,852,467	-
	100/(100)	-	-
	100/(100)	(3,773,125)/3,773,125	-
	100/(100)	(4,144,794)/4,144,794	-
	100/(100)	-	-
	/()	/()	/()#
2013	100/(100)	(11,080,787)/11,080,787	-
	100/(100)	(53,501,061)/53,501,061	-
	100/(100)	-	-
	100/(100)	-	-

#

2014 12 31 ()

2. ()
()

2014	/()	/()	/()#
10%	(1,499,215,797)		-
(10%)	1,499,215,797		-
10%	11,009,720		140,130
(10%)	(11,009,720)		(140,130)
10%	27,598,159		-
(10%)	(27,598,159)		-
10%	291,413		134,897
(10%)	(291,413)		(134,897)
10%	96,016		-
(10%)	(96,016)		-
10%	(77,547,536)		-
(10%)	77,547,536		-
10%	(22,272,045)		-
(10%)	22,272,045		-
2013	/()	/()	/()#
10%	(1,288,559,358)		-
(10%)	1,288,559,358		-
10%	23,820,879		19,663,476
(10%)	(23,820,879)		(19,663,476)
10%	37,787,998		9,534,191
(10%)	(37,787,998)		(9,534,191)
10%	1,680,065		206,417
(10%)	(1,680,065)		(206,417)
10%	174,056		-
(10%)	(174,056)		-
10%	11,710,202		4,958,316
(10%)	(11,710,202)		(4,958,316)

#

2014 12 31 ()

2. ()
()

2014 12 31
(2) (9)

	2014 12 31	2014 /	2013 12 31	2013 /
—A	3,235	3,239/1,991	2,116	2,445/1,850
—	23,605	25,363/21,138	23,306	24,112/19,426
TSX	696	1,050/637	932	1,242/877
	10,839	10,949/10,834	10,400	10,406/10,367
	6,531	6,878/6,183	6,749	6,876/5,898
	5,411	5,626/5,190	5,352	5,457/4,632

10% (2014 12 31)

/() #()

2014

	9,712,510	971,251/(971,251)	-
	42,752,808	4,275,281/(4,275,281)	-
	181,440	18,144/(18,144)	-
TSX	978,199	97,820/(97,820)	-
	33,449,941	3,344,994/(3,344,994)	-
	-	-	-
	27,540,864	2,754,086/(2,754,086)	-
TSX	1,348,968	-	134,897/(134,897)
	1,401,298	-	140,130/(140,130)
	20,004,562	-	2,000,456/(2,000,456)
	63,284,122	-	6,328,412/(6,328,412)

2014 12 31 ()

()
 2. ()
 ()
 _____()

			/()	/()#
2013				
	6,130,520	613,052/(613,052)		-
	181,065,466	18,106,547/(18,106,547)		-
	200,684	20,068/(20,068)		-
TSX	2,341,267	234,127/(234,127)		-
	38,577,811	3,857,781/(3,857,781)		-
	12,144,260	1,214,426/(1,214,426)		-
	48,076,816	4,807,682/(4,807,682)		-
TSX	2,064,176	-	206,418/(206,418)	
	196,634,757	-	19,663,476/(19,663,476)	
	11,483,317	-	1,148,332/(1,148,332)	
	95,341,909	-	9,534,191/(9,534,191)	

#

2014 12 31

10%

2014 12 31 ()

()

3.

2014 2013

60%

	2014	2013
	75,159,587,648	66,898,389,120
	41,490,665,303	33,812,937,200
	55%	51%

2014 12 31 ()

1.

2014

()	()	()	
114,615,762	-	-	114,615,762
60,641,750	-	-	60,641,750
136,990,115	-	-	136,990,115
<u>86,038,950</u>	<u>-</u>	<u>-</u>	<u>86,038,950</u>
<u>398,286,577</u>	<u>-</u>	<u>-</u>	<u>398,286,577</u>
8,085,325,834	-	-	8,085,325,834
<u>512,212,666</u>	<u>-</u>	<u>-</u>	<u>512,212,666</u>
<u>8,597,538,500</u>	<u>-</u>	<u>-</u>	<u>8,597,538,500</u>

()

4.

(“ ”)
(“ ”)

(“ ”)

(“ ”)

5.

(A)

	2014	2013
	157,770,907	228,214,072
	8,026,665	30,951,877
	-	2,621,780
	1,422,200	468,000
	202,809,959	60,755,595
	1,012,639,456	-
	7,765,513	-
	<u>1,390,434,700</u>	<u>323,011,324</u>

2014 12 31 ()

()
5. ()
(A) ()

2014 2013

-	38,918
131,412,905	199,515,520
-	63,610,350
116,740,557	37,553,333
<u>228,019,941</u>	<u>-</u>
<u>476,173,403</u>	<u>300,718,121</u>

(B)

(1)

2014

()
2014 12 31

()

5. ()

(B) ()

(3) ()

2013

2(2))	(10,000,000	2005 1 31	2016 1 30
2(3))	(399,000,000	2011 4 28	2021 4 27
2(4))	(<u>60,000,000</u>	2013 4 28	2016 6 14
		<u>469,000,000</u>		

(C)

2014

1	100,000	2013 10 23	2016 10 22	6.46%
1	7,500,000	2013 11 1	2016 10 31	6.46%
1	10,000,000	2013 11 8	2016 11 7	6.46%
1	9,500,000	2014 1 16	2017 1 15	6.46%
6(1)	9,000,000	2012 4 13	2013 4 12	-
6(1)	109,350,000	2012 6 20	2013 6 19	-
6(1)	9,000,000	2013 1 14	2014 1 13	-
6(1)	13,500,000	2013 10 31	2014 10 30	-
6(1)	5,400,000	2014 7 31	2014 12 31	-
2	138,778,920	2012 7 11	2015 6 30	LIBOR+ 2.60%
2	316,658,250	2014 5 16	2017 5 15	LIBOR+ 2.60%
3	27,440,000	2014 9 12	2016 9 11	10.00%
3	39,200,000	2014 6 27	2016 6 26	10.00%
3	637,000,000	2014 3 20	2016 3 19	10.00%
3	4,900,000	2014 10 21	2016 10 20	10.00%
3	<u>4,900,000</u>	2014 12 17	2016 12 16	10.00%
	<u>1,342,227,170</u>			

()
2014 12 31

()
5. ()

(C) ()

2013

1	4,000,000	2011 8 31	2014 8 30	6.98%
1	7,300,000	2013 2 28	2014 2 27	6.30%
1	6,000,000	2013 10 23	2016 10 22	6.46%
1	9,000,000	2013 11 1	2016 10 31	6.46%
1	11,000,000	2013 11 8	2016 11 7	6.46%
6(1)	9,000,000	2012 4 13	2013 4 12	-
6(1)	109,350,000	2012 6 20	2013 6 19	-
6(1)	9,000,000	2013 1 14	2014 1 13	-
6(1)	13,500,000	2013 10 31	2014 10 30	-
2	<u>138,277,692</u>	2012 7 11	2015 6 30	LIBOR+ 2.60%
	<u><u>316,427,692</u></u>			

1

11,300,000

8,400,000

9,500,000

2 2012

22,680,000

(“ ”)

138,778,920 (2013

138,277,692)

51,750,000

316,658,250

LIBOR+2.60%

3

713,440,000

()
2014 12 31

()

5. ()

(D)

(1)

	2014	2013
	15,006,673	6,774,402
	10,423,711	5,165,447
	25,430,384	11,939,849

4

(2)

	2013 3 7	
100,000,000	2014 12 31	50%
25,000,000		25,000,000

(3)

2014 10 21				
(" ")	6	100,000,000	250,000,000	
		100,000,000	50,000,000	
		79.70%	71.88%	
		20.3%	8.12%	
6				20%
20%				

* 、 。 14A

()
2014 12 31

()

6.

2014		2013	
-	-	1,704	-
2,310,929	-	6,361,930	-
-	-	16,610,350	-
3,165,844	-	-	-
<u>5,476,773</u>	<u>-</u>	<u>22,973,984</u>	<u>-</u>
69,147,271	-	27,629,530	-
-	-	115,710,717	-
2,753	-	-	-
1,853	-	-	-
<u>69,151,877</u>	<u>-</u>	<u>143,340,247</u>	<u>-</u>
500,000	-	-	-
2,000,000	-	2,000,000	-
-	-	61	-
5,968	-	7,616,803	-
4,000,000	-	4,000,000	-
6,122,667	-	7,180,858	-
157,444,785	140,992,416	149,647,992	140,992,416
<u>170,073,420</u>	<u>140,992,416</u>	<u>170,445,714</u>	<u>140,992,416</u>
132,000,000	-	132,000,000	-
27,100,000	-	30,000,000	-
192,000,000	-	192,000,000	-
472,851,341	-	145,436,756	-
713,440,000	-	-	-
<u>1,537,391,341</u>	<u>-</u>	<u>499,436,756</u>	<u>-</u>

2014 12 31 ()

()

7.

2014	2013
2,904,264	4,118,023
25,431,592	-
3,926,474	-
<u>32,262,330</u>	<u>4,118,023</u>
<u>2,627,474</u>	<u>12,525,095</u>
751,588	-
19,627,468	-
-	31,274,589
<u>23,000,000</u>	<u>-</u>
<u>43,379,056</u>	<u>31,274,589</u>

2014 12 31

2014 12 31 ()

()

2. ()

1 2010 9 21 11 “ ”
 (“ ”)

2014 12 31 12,674,539

2012 9 12 9.21
(9 1)
245,000,000 2014 12 31
245,000,000

2014 12 31 6 1
68,190,631

2 2013 50,000,000 2013
10,000,000 2014 12 31

3 2014 12 31 450,000,000 (2013 12 31 450,000,000) 2014 12 31
31 350,400,000 (2013 12 31
399,000,000)

4 2014 12 31 90,000,000 (2013 12 31 90,000,000)
2014 12 31 80,000,000 (2013 12 31
60,000,000)

5 2014 12 31 5,710,856 (2013 12 31 163,998,239)

2015 3 20 2014
21,811,963,650 2013 H 111,806,000 2014 127,344,000
H 239,150,000 H 21,572,813,650
10 0.8 () 1,725,825,092
2014

2014 12 31 ()

()

2015 1 15	55%	2015 1 15
270,000,000		28,000,000
	5%	2015

2015 1 12		2015 2 6
0.20		
17.57%	82.43%	3,300

1.

9

(1)

(2)

(3)

(4)

(5)

(6)

(7)

(8)

(9) “ ”

2014 12 31 ()

1. ()
2014

	3,772,700,143	28,576,978,492	3,749,519,460	640,766,970	8,843,099,727	4,042,981,754	3,312,472,587	2,436,801,233	3,385,213,562	-	58,760,533,928
	52,392,342	2,550,842,509	261,629,424	101,706,071	994,296,414	113,939,505	142,547,107	385,047,343	3,003,882,431	(7,606,283,146)	-
	3,825,092,485	31,127,821,001	4,011,148,884	742,473,041	9,837,396,141	4,156,921,259	3,455,019,694	2,821,848,576	6,389,095,993	(7,606,283,146)	58,760,533,928
/()#	938,819,265	(32,373,610)	819,507,324	115,495,709	110,568,315	1,487,037,590	948,853,680	(1,773,988)	(453,378,100)	-	3,932,756,185
											196,520,361
											81,462,932
											(886,601,488)
											3,324,137,990
	33,565,848,457	10,879,383,581	9,835,508,955	6,266,229,998	6,129,709,370	15,275,109,225	14,173,606,233	2,948,935,298	45,535,752,841	(76,823,721,469)	67,786,362,489
											7,373,225,159
											75,159,587,648
	17,618,564,922	6,248,076,025	5,475,442,238	3,544,099,070	4,645,128,897	7,498,127,259	10,897,888,235	2,095,342,412	35,290,636,891	(74,399,691,908)	18,913,614,041
											22,577,051,262
											41,490,665,303
/											
/()	-	-	-	(34,784,963)	-	(5,280,344)	56,891,527	-	4,714,326		21,540,546
/()	-	4,304,549	-	-	-	-	-	-	(4,411,281)		(106,732)
	34,528,623	55,530,137	50,308,877	1,948,295	139,796,237	24,968,621	92,790,563	28,370	149,395,710		549,295,433
	(148,482)	(6,766,099)	(301,224)	-	(175,604,542)	(37,266)	-	-	(3,485,015)		(186,342,628)
											(141,213,373)
	97,365,189	1,385,271,766	120,208,328	21,351,872	433,803,372	91,375,622	72,756,098	119,953,831	308,377,306		2,650,463,384
	-	-	-	384,345,128	-	319,013,928	925,100,232	-	1,560,650,064		3,189,109,352
	-	201,538,186	-	-	-	-	-	-	1,955,702,669		2,157,240,855
	2,195,065,225	144,038,459	2,409,996,209	32,222,604	63,874,566	336,328,614	1,055,134,838	315,140,656	1,553,358,144		8,105,159,315
											9,988,988

()
2014 12 31

()

1. 2013 ()

4,922,447,589	18,158,915,135	3,936,590,918	604,707,310	8,710,197,645	4,392,695,960	2,853,273,363	1,974,786,158	4,217,897,820	-	49,771,511,898
531,265,301	1,493,399,996	1,229,643,252	261,782,583	282,271,178	663,030,054	538,684,424	-	2,180,033,344	(7,180,110,132)	-
5,453,712,890	19,652,315,131	5,166,234,170	866,489,893	8,992,468,823	5,055,726,014	3,391,957,787	1,974,786,158	6,397,931,164	(7,180,110,132)	49,771,511,898
/()# 1,777,579,945	74,069,867	861,979,659	90,516,260	(197,726,164)	1,706,456,665	1,200,098,575	(63,302,783)	(236,431,470)	-	5,213,240,554
										122,507,418
										(694,106,613)
										(806,939,789)
										<u>3,834,701,570</u>
28,413,655,609	3,528,590,907	7,867,643,159	5,193,904,003	5,131,641,830	13,601,657,723	12,037,788,008	3,205,468,899	37,052,333,291	(56,623,680,463)	59,409,002,966
										7,489,386,154
										<u>66,898,389,120</u>
13,241,485,972	1,475,742,612	4,057,734,715	2,629,909,781	4,041,144,449	5,834,667,325	9,305,963,327	2,223,834,046	29,873,631,959	(48,798,990,201)	23,885,123,985
										9,927,813,215
										<u>33,812,937,200</u>
/()	-	-	10,222,260	-	(12,442,401)	110,831,864	-	37,246,953	-	145,858,676
/()	-	27,359,216	-	-	-	-	-	(56,061,332)	-	(28,702,116)
181,417,179	30,197,425	44,760,990	8,129	24,984,164	336,381,743	9,364,681	7,502,484	205,252,237	-	839,869,032
(2,284,817)	(16,077,015)	(36,966)	-	(24,688,001)	(2,317,037)	-	-	(2,323,830)	-	(47,727,666)
										18,736,057
410,803,511	495,336,976	279,514,553	43,622,844	369,565,672	265,145,006	213,845,468	84,115,108	231,830,432	-	2,393,779,570
-	-	-	419,130,090	-	324,294,272	404,102,686	-	1,440,032,134	-	2,587,559,182
-	206,267,359	-	-	-	-	-	-	1,885,331,395	-	2,091,598,754
2,331,728,305	971,928,396	963,677,128	256,435,243	285,800,568	1,102,246,908	973,708,956	294,466,170	1,616,205,573	-	8,796,197,247
										11,007,558

2014 12 31 ()

()

1. ()

/ / /

68%) 97% (2013 96%) 64%(2013

2014 32,129,711,740 (2013
22,533,573,715)

2.

	2014	2013
1 (1)	5,911,134	5,776,645
1 2 (2)	5,333,325	7,726,278
2 3 (3)	4,787,250	5,748,084
3 5 (5)	3,191,778	3,448,620
5	1,408,431	979,200
	<u>20,631,918</u>	<u>23,678,827</u>

*2014 5,776,645 (2013 4,636,479)

	2014	2013
1 (1)	11,278,570	10,006,526
1 2 (2)	9,032,017	8,481,946
2 3 (3)	5,595,490	7,061,123
3 5 (5)	-	5,595,490
	<u>25,906,077</u>	<u>31,145,085</u>

2014 12 31 ()

()

3.

2 2014 7 1

()
2014 12 31

()

*4. ()

(a) ()

4 2014 10 23

(b)

2014

	2,400,000	651,158	8,843	3,060,001
(1)	3,120,000	946,450	-	4,066,450
	1,200,000	227,148	-	1,427,148
	1,800,000	227,148	22,556	2,049,704
	1,800,000	227,148	24,537	2,051,685
(4)	1,800,000	227,148	24,537	2,051,685
	12,120,000	2,506,200	80,473	14,706,673

2013

	750,000	605,346	-	1,355,346
(1)	520,000	99,563	-	619,563
(2)	330,000	380,151	-	710,151
	450,000	293,259	-	743,259
	550,000	293,259	21,753	865,012
	550,000	293,259	21,753	865,012
(3)	250,000	271,536	-	521,536
(4)	300,000	21,723	-	321,723
	3,700,000	2,258,096	43,506	6,001,602

1 2013 6 1

2013 10 25

2 2013 5 31

2013 10 25

3 2013 10 25

4 2013 10 25

2014 12 31 ()

()

*5.

4

(2013)

*6.

2014

2013

169,026,473

132,656,324

2014

(2013)

*7.

()/

2014 12 31	2013 12 31	2014 12 31	2013 12 31
19,618,226,590	17,931,787,510	13,625,502,425	13,901,567,503
<u>23,504,058,573</u>	<u>19,959,966,260</u>	<u>7,855,796,242</u>	<u>6,871,251,956</u>
<u>(3,885,831,983)</u>	<u>(2,028,178,750)</u>	<u>5,769,706,183</u>	<u>7,030,315,547</u>

()/

*8.

2014 12 31	2013 12 31	2014 12 31	2013 12 31
75,159,587,648	66,898,389,120	40,590,520,144	34,087,967,065
<u>23,504,058,573</u>	<u>19,959,966,260</u>	<u>7,855,796,242</u>	<u>6,871,251,956</u>
<u>51,655,529,075</u>	<u>46,938,422,860</u>	<u>32,734,723,902</u>	<u>27,216,715,109</u>

9.

2012 11 9

QDIIZH2012-001

200,000,000

2012 10 26

2014 12 31
906,000,000)
112,592,561)

QDII

906,000,000 (2013 12 31
13,881,014 (2013 12 31

()
2014 12 31

()

1. ()
2014 12 31

		(%)			
		750,993,316	91.02	1	/1
				2	-
()		37,094,831	4.50	1	/1
(“ ”)		12,033,604	1.46	2	-
		4,882,827	0.59	1	-
		4,000,000	0.48	1	-
		<u>809,004,578</u>	<u>98.05</u>		-

2013 12 31

		(%)			
		960,905,942	82.38	1	/1
		108,313,097	9.29	2	-
		61,572,557	5.28	1	/1
		17,359,817	1.49	2	-
(“ ”)		<u>8,475,468</u>	<u>0.73</u>	1	-
		<u>1,156,626,881</u>	<u>99.17</u>		-

2.

		2014	2013
1		2,306,066,959	2,706,994,184
1	2	620,196,382	2,101,658,797
2	3	1,732,213,988	1,589,215,609
3		<u>2,876,853,087</u>	<u>1,833,032,438</u>
		7,535,330,416	8,230,901,028
		<u>147,350,792</u>	<u>147,339,482</u>
		<u>7,387,979,624</u>	<u>8,083,561,546</u>

()
2014 12 31

()

2. ()

	<u>147,339,482</u>	<u>20,786,194</u>	<u>-</u>	<u>(20,774,884)</u>	<u>147,350,792</u>
2014					
2013	<u>6,347,066</u>	<u>140,992,416</u>	<u>-</u>	<u>-</u>	<u>147,339,482</u>

2014				2013					
	(%)	(%)		(%)	(%)		(%)		
7,269,618,625	96.47	140,992,416	1.94	7,128,626,209	8,015,679,568	97.39	140,992,416	1.76	7,874,687,152
<u>265,711,791</u>	<u>3.53</u>	<u>6,358,376</u>	<u>2.39</u>	<u>259,353,415</u>	<u>215,221,460</u>	<u>2.61</u>	<u>6,347,066</u>	<u>2.95</u>	<u>208,874,394</u>
<u>7,535,330,416</u>	<u>100</u>	<u>147,350,792</u>	<u>1.96</u>	<u>7,387,979,624</u>	<u>8,230,901,028</u>	<u>100</u>	<u>147,339,482</u>	<u>1.79</u>	<u>8,083,561,546</u>

2014 12 31

(%)

146,443,980 140,992,416 96.28

2013 12 31

(%)

140,992,416 140,992,416 100.00

2014 (2013) 20,786,194 (2013 140,992,416)

2014 20,774,884 (2013)

2014 12 31 ()

2. ()

	2014	2013
	10,316,564	11,781,750
	22,973,979	29,318,736
	43,883,838	42,176,715
	162,070,984	47,765,284
	3,624,641	5,098,795
	7,052,386,699	7,162,293,587
	149,533,633	143,493,924
	24,346,063	708,590,000
	<u>66,194,015</u>	<u>80,382,237</u>
	7,535,330,416	8,230,901,028
	<u>147,350,792</u>	<u>147,339,482</u>
	<u><u>7,387,979,624</u></u>	<u><u>8,083,561,546</u></u>

2014 12 31

				(%)	
1,070,679,037	1	/1	2	14.21	-
	1	/1	2		
1,066,704,605	/2	3	/3	14.15	-
	1	/1	2		
940,634,885	/2	3	/3	12.48	-
683,535,758	1	/3		9.07	-
<u>506,050,048</u>	1	/1	2	<u>6.72</u>	-
<u><u>4,267,604,333</u></u>				<u><u>56.63</u></u>	-

()
2014 12 31

()

2. ()

2013 12 31

				(%)	
1,034,568,905	1	/1	2 /	12.57	-
	2	3	/3		
909,641,137	1	/1	2 /	11.05	-
	2	3	/3		
752,413,029	1	/1	2 /	9.14	-
	2	3	/3		
644,551,456			1	7.83	-
558,196,872	1	/1	2 /	6.78	-
		2	3		
<u>3,899,371,399</u>				<u>47.37</u>	<u>-</u>

*3.

2014			2013		
-	-	-	-	-	-
-	-	-	268,910,411	(76,261,483)	192,648,928
<u>214,750,000</u>	-	<u>214,750,000</u>	<u>164,750,000</u>	-	<u>164,750,000</u>
<u>214,750,000</u>	-	<u>214,750,000</u>	<u>433,660,411</u>	<u>(76,261,483)</u>	<u>357,398,928</u>

2014			2013		
-	-	-	295,234,508	-	295,234,508
-	-	-	192,648,928	-	192,648,928
-	-	-	(26,324,097)	-	(26,324,097)
-	-	-	<u>(76,261,483)</u>	-	<u>(76,261,483)</u>

*3. ()

2014

								(%)	
89,900,000	-	-	89,900,000	-	-	-	-	10.00	15,000,000
30,000,000	-	-	30,000,000	-	-	-	-	1.37	-
25,000,000	-	-	25,000,000	-	-	-	-	8.62	150,000
19,850,000	-	-	19,850,000	-	-	-	-	5.77	5,000,000
- 50,000,000	-	-	50,000,000	-	-	-	-	20.00	-
<u>164,750,000</u>	<u>50,000,000</u>	<u>-</u>	<u>214,750,000</u>	<u>-</u>	<u>-</u>	<u>-</u>	<u>-</u>		<u>20,150,000</u>

2013

								(%)	
89,900,000	-	-	89,900,000	-	-	-	-	10.00	10,200,000
30,000,000	-	-	30,000,000	-	-	-	-	1.37	-
25,000,000	-	-	25,000,000	-	-	-	-	8.62	150,000
19,850,000	-	-	19,850,000	-	-	-	-	5.77	8,000,000
<u>164,750,000</u>	<u>-</u>	<u>-</u>	<u>164,750,000</u>	<u>-</u>	<u>-</u>	<u>-</u>	<u>-</u>		<u>18,350,000</u>

2014 12 31 ()

*3. ()

2014			2013		
76,261,483	-	76,261,483	113,975,059	-	113,975,059
-	-	-	26,105,804	-	26,105,804
-	-	-	<i>26,105,804</i>	-	<i>26,105,804</i>
<u>(76,261,483)</u>	-	<u>(76,261,483)</u>	<u>(63,819,380)</u>	-	<u>(63,819,380)</u>
<u>-</u>	-	<u>-</u>	<u>76,261,483</u>	-	<u>76,261,483</u>

4.

2014			2013		
11,595,938,142	(286,919,351)	11,309,018,791	10,969,798,206	(480,403,330)	10,489,394,876
<u>1,445,812,057</u>	<u>(162,757,584)</u>	<u>1,283,054,473</u>	<u>910,935,401</u>	<u>(162,757,584)</u>	<u>748,177,817</u>
<u>13,041,750,199</u>	<u>(449,676,935)</u>	<u>12,592,073,264</u>	<u>11,880,733,607</u>	<u>(643,160,914)</u>	<u>11,237,572,693</u>

* 2014 12 31 2013 12 31

()
2014 12 31

()

4. ()

(i)

	2013 1 1		2013 12 31		2014 12 31	
	53,550,000	-	53,550,000	-	53,550,000	-
	30,600,000	-	30,600,000	-	30,600,000	-
	6,000,000	-	6,000,000	(6,000,000)	-	-
	401,882,436	144,487	402,026,923	34,690	402,061,613	-
	139,335,849	-	139,335,849	-	139,335,849	-
	185,437,500	-	185,437,500	-	185,437,500	-
	25,500,000	-	25,500,000	-	25,500,000	-
	24,000,000	-	24,000,000	-	24,000,000	-
	583,228,206	5,012,813	588,241,019	748,808	588,989,827	-
	936,000,000	-	936,000,000	-	936,000,000	-
	300,045,584	4,212,193	304,257,777	20,278,179	324,535,956	-
	318,325,993	11,518,791	329,844,784	-	329,844,784	-
	793,420,813	-	793,420,813	8,892,225	802,313,038	-
	167,355,583	6,424,871	173,780,454	14,799,202	188,579,656	-
	86,830,000	-	86,830,000	-	86,830,000	-
	129,880,000	-	129,880,000	-	129,880,000	-
	105,000,000	-	105,000,000	-	105,000,000	-
	243,900,000	-	243,900,000	-	243,900,000	(243,900,000)
	298,000,000	-	298,000,000	(298,000,000)	-	-
	10,000,000	-	10,000,000	-	10,000,000	-
	5,000,000	-	5,000,000	-	5,000,000	-
	142,500,000	-	142,500,000	-	142,500,000	-
	192,000,000	-	192,000,000	(192,000,000)	-	-
	127,284,118	-	127,284,118	-	127,284,118	-
	1,184,809,370	11,851	1,184,821,221	-	1,184,821,221	-
	50,000,000	-	50,000,000	-	50,000,000	-

2014 12 31 ()

()

4. ()

(i) ()

2013 1 1			2013 12 31			2014 12 31	
18,956,208	508,829	-	19,465,037	-	-	19,465,037	-
8,000,000	-						

()
2014 12 31

()

4. ()

(ii)

2014

246,911,606	493,000,000	-	23,975,693	-	-	-	-	-	763,887,299	-
99,709,073	-	-	21,822,925	-	-	-	-	-	121,531,998	-
39,249,785	-	-	-	-	-	-	-	-	39,249,785	-
324,294,272	-	-	(5,280,344)	-	-	-	-	-	319,013,928	(162,757,584)
38,013,081	-	-	5,358,382	-	-	(4,000,000)	-	-	39,371,463	-
<u>748,177,817</u>	<u>493,000,000</u>	<u>-</u>	<u>45,876,656</u>	<u>-</u>	<u>-</u>	<u>(4,000,000)</u>	<u>-</u>	<u>-</u>	<u>1,283,054,473</u>	<u>(162,757,584)</u>

2013

213,749,497	25,200,000	-	33,162,109	-	-	(25,200,000)	-	-	246,911,606	-
82,421,305	-	-	17,287,768	-	-	-	-	-	99,709,073	-
39,249,785	-	-	-	-	-	-	-	-	39,249,785	-
499,494,257	-	-	(12,442,401)	-	-	-	(162,757,584)	-	324,294,272	(162,757,584)
35,480,676	2,780,000	-	16,004,404	-	-	(16,252,000)	-	-	38,013,081	-
<u>870,395,520</u>	<u>27,980,000</u>	<u>-</u>	<u>54,011,880</u>	<u>-</u>	<u>-</u>	<u>(41,452,000)</u>	<u>(162,757,584)</u>	<u>-</u>	<u>748,177,817</u>	<u>(162,757,584)</u>

()
2014 12 31

()

*5.

2014

528,534,303	3,062,445,643	46,051,168	751,026,630	79,285,849	85,532,408	4,552,876,001
704,866	45,235,172	196,520	66,529,720	7,281,245	7,136,055	127,083,578
51,965,006	186,991,886	1,272,634	8,756,270	-	1,896,612	250,882,408
<u>(20,367,028)</u>	<u>(64,235,563)</u>	<u>(213,720)</u>	<u>(43,394,126)</u>	<u>(3,673,734)</u>	<u>(3,644,200)</u>	<u>(135,528,371)</u>
<u>560,837,147</u>	<u>3,230,437,138</u>	<u>47,306,602</u>	<u>782,918,494</u>	<u>82,893,360</u>	<u>90,920,875</u>	<u>4,795,313,616</u>
88,420,518	874,031,265	22,365,968	367,198,494	37,855,165	46,913,207	1,436,784,617
29,896,662	234,090,473	1,885,060	63,476,701	11,439,018	9,947,998	350,735,912
<u>(342,490)</u>	<u>(18,496,588)</u>	<u>(154,701)</u>	<u>(11,306,962)</u>	<u>(2,698,322)</u>	<u>(3,040,363)</u>	<u>(36,039,426)</u>
<u>117,974,690</u>	<u>1,089,625,150</u>	<u>24,096,327</u>	<u>419,368,233</u>	<u>46,595,861</u>	<u>53,820,842</u>	<u>1,751,481,103</u>
-	-	44,092	1,434,765	-	1,147	1,480,004
-	-	13,157	1,008,399	-	-	1,021,556
<u>-</u>	<u>-</u>	<u>(44,092)</u>	<u>(75,778)</u>	<u>-</u>	<u>(180)</u>	<u>(120,050)</u>
<u>-</u>	<u>-</u>	<u>13,157</u>	<u>2,367,386</u>	<u>-</u>	<u>967</u>	<u>2,381,510</u>
<u>442,862,457</u>	<u>2,140,811,988</u>	<u>23,197,118</u>	<u>361,182,875</u>	<u>36,297,499</u>	<u>37,099,066</u>	<u>3,041,451,003</u>
<u>440,113,785</u>	<u>2,188,414,378</u>	<u>23,641,108</u>	<u>382,393,371</u>	<u>41,430,684</u>	<u>38,618,054</u>	<u>3,114,611,380</u>

()
2014 12 31

()

*5. ()

2013

386,653,885	2,276,723,088	45,824,732	667,370,518	72,405,686	58,226,261	3,507,204,170
313,046	55,670,522	-	119,897,206	14,362,270	14,355,965	204,599,009
145,184,311	761,270,872	505,831	5,288,184	-	15,171,387	927,420,585
(3,616,939)	(31,218,839)	(279,395)	(41,529,278)	(7,482,107)	(2,221,205)	(86,347,763)
<u>528,534,303</u>	<u>3,062,445,643</u>	<u>46,051,168</u>	<u>751,026,630</u>	<u>79,285,849</u>	<u>85,532,408</u>	<u>4,552,876,001</u>
71,027,811	707,768,834	20,540,274	324,934,146	31,272,502	39,484,601	1,195,028,168
18,712,836	186,980,400	2,061,608	69,725,197	10,144,119	9,229,420	296,853,580
(1,320,129)	(20,717,969)	(235,914)	(27,460,849)	(3,561,456)	(1,800,814)	(55,097,131)
<u>88,420,518</u>	<u>874,031,265</u>	<u>22,365,968</u>	<u>367,198,494</u>	<u>37,855,165</u>	<u>46,913,207</u>	<u>1,436,784,617</u>
-	-	-	731,670	-	967	732,637
-	-	44,092	755,526	-	180	799,798
-	-	-	(52,431)	-	-	(52,431)
<u>-</u>	<u>-</u>	<u>44,092</u>	<u>1,434,765</u>	<u>-</u>	<u>1,147</u>	<u>1,480,004</u>
<u>440,113,785</u>	<u>2,188,414,378</u>	<u>23,641,108</u>	<u>382,393,371</u>	<u>41,430,684</u>	<u>38,618,054</u>	<u>3,114,611,380</u>
<u>315,626,074</u>	<u>1,568,954,254</u>	<u>25,284,458</u>	<u>341,704,702</u>	<u>41,133,184</u>	<u>18,740,693</u>	<u>2,311,443,365</u>

()
2014 12 31

()

*5. ()

	2014		2013	
	1,742,116	-	1,151,344	3,015
	489,127,252	609,735	468,109,149	964,796
	11,494,152	340,775	10,810,357	319,811
	157,896,052	4,547,535	123,558,689	3,422,403
	14,844,870	422,450	10,734,590	280,444
	28,377,275	622,763	25,538,561	521,634
	703,481,717	6,543,258	639,902,690	5,512,103
2014	7,480,868	(4,200,598)	(1,640,135)	1,640,135
2013	235,127	(156,751)	-	78,376
	2,221,364	(1,344,607)	(390,457)	486,300
	2,456,491	(1,501,358)	(390,457)	564,676

2014 12 31 ()

()

*5. ()

2014 12 31

145,183,220

2013 12 31

101,675,539

589,774,337

691,449,876

*6.

2014

2013

667,056,609

-

667,056,609

455,097,581

-

455,097,581

2014 12 31 ()

()

*6. ()

2014

(%)

1,983,553,517	364,043,336	413,998,672	(236,898,587)	-	541,143,421	83%	61%	-	-
160,694,734	90,807,679	47,234,417	(13,194,408)	-	124,847,688	117%	95%	-	-
1,500,000	246,566	1,608,347	(789,413)	-	1,065,500			-	-
<u>2,145,748,251</u>	<u>455,097,581</u>	<u>462,841,436</u>	<u>(250,882,408)</u>	-	<u>667,056,609</u>			-	-
	-				-				
	<u>455,097,581</u>				<u>667,056,609</u>				

2013

(%)

1,233,124,117	850,249,096	401,409,549	(887,615,309)	-	364,043,336	99%	77%	-	-
157,468,265	59,857,069	70,108,040	(39,157,430)	-	90,807,679	95%	88%	-	-
2,180,000	10,636,844	5,690,171	(647,846)	(15,432,603)	246,566			-	-
<u>1,392,772,382</u>	<u>920,743,009</u>	<u>477,207,760</u>	<u>(927,420,585)</u>	<u>(15,432,603)</u>	<u>455,097,581</u>			-	-
	-				-				
	<u>920,743,009</u>				<u>455,097,581</u>				

()
2014 12 31

()

*6. ()

2014 (2013)

2014 12 31 (2013 12 31)

*7.

2014

419,682,274	87,229,841	1,990,722	508,902,837
-	-	273,482	273,482
(19,836,771)	(2,499,840)	-	(22,336,611)
<u>399,845,503</u>	<u>84,730,001</u>	<u>2,264,204</u>	<u>486,839,708</u>
193,903,178	11,457,084	908,020	206,268,282
4,512,300	1,474,215	282,368	6,268,883
(14,772,394)	-	-	(14,772,394)
<u>183,643,084</u>	<u>12,931,299</u>	<u>1,190,388</u>	<u>197,764,771</u>
-	-	-	-
-	-	-	-
-	-	-	-
-	-	-	-
<u>216,202,419</u>	<u>71,798,702</u>	<u>1,073,816</u>	<u>289,074,937</u>
<u>225,779,096</u>	<u>75,772,757</u>	<u>1,082,702</u>	<u>302,634,555</u>

()
2014 12 31

()

*7. ()

2013

407,936,574	87,229,841	2,051,722	497,218,137
11,745,700	-	-	11,745,700
-	-	(61,000)	(61,000)
<u>419,682,274</u>	<u>87,229,841</u>	<u>1,990,722</u>	<u>508,902,837</u>
163,907,207	9,853,448	819,283	174,579,938
29,995,971	1,603,636	149,737	31,749,344
-	-	(61,000)	(61,000)
<u>193,903,178</u>	<u>11,457,084</u>	<u>908,020</u>	<u>206,268,282</u>
-	-	-	-
-	-	-	-
-	-	-	-
<u>225,779,096</u>	<u>75,772,757</u>	<u>1,082,702</u>	<u>302,634,555</u>
<u>244,029,367</u>	<u>77,376,393</u>	<u>1,232,439</u>	<u>322,638,199</u>

()
2014 12 31

()

8.

2014

	(1)	45,309,047	9,064,588	(13,245,552)	-	41,128,083
	(2)	131,492,436	17,960,291	(26,559,493)	(13,362)	122,879,872
		<u>176,801,483</u>	<u>27,024,879</u>	<u>(39,805,045)</u>	<u>(13,362)</u>	<u>164,007,955</u>

2013

	(1)	57,947,440	-	(12,638,393)	-	45,309,047
	(2)	19,315,701	125,041,531	(12,864,796)	-	131,492,436
		<u>77,263,141</u>	<u>125,041,531</u>	<u>(25,503,189)</u>	<u>-</u>	<u>176,801,483</u>

1

5-50

2

64,080,349)

10

56,806,430 (2013 12 31

9.

		2014	2013
	(1)	112,200,108	102,766,273
		<u>9,717,388,560</u>	<u>4,222,048,363</u>
		<u>9,829,588,668</u>	<u>4,324,814,636</u>
1			6,152,500
	(2013 6,000,000)	478,000,000	(2013
	577,000,000)	95,625 (2013	95,625)
	8,315,522,187 (2013	3,669,596,613)	

()
2014 12 31

()

*10.

2014

147,427,995	20,839,801	-	(20,774,884)	147,492,912
88,513	53,607	-	-	142,120
147,339,482	20,786,194	-	(20,774,884)	147,350,792
2,080,724	621,723	(179,197)	(548,523)	1,974,727
76,261,483	-	-	(76,261,483)	-
643,160,914	-	-	(193,483,979)	449,676,935
1,480,004	1,021,556	-	(120,050)	2,381,510
45,000,000	-	-	-	45,000,000
<u>915,411,120</u>	<u>22,483,080</u>	<u>(179,197)</u>	<u>(291,188,919)</u>	<u>646,526,084</u>

2013

6,435,579	140,992,416	-	-	147,427,995
88,513	-	-	-	88,513
6,347,066	140,992,416	-	-	147,339,482
4,722,375	2,020,172	(4,596,784)	(65,039)	2,080,724
113,975,059	26,105,804	-	(63,819,380)	76,261,483
480,403,330	162,757,584	-	-	643,160,914
732,637	799,798	-	(52,431)	1,480,004
45,000,000	-	-	-	45,000,000
<u>651,268,980</u>	<u>332,675,774</u>	<u>(4,596,784)</u>	<u>(63,936,850)</u>	<u>915,411,120</u>

2014 12 31 ()

()

14.

2014		2013	
9,422,186,946	7,532,727,489	9,337,796,495	7,071,223,392
<u>313,126,669</u>	<u>260,428,527</u>	<u>306,339,593</u>	<u>214,891,402</u>
<u>9,735,313,615</u>	<u>7,793,156,016</u>	<u>9,644,136,088</u>	<u>7,286,114,794</u>

15.

		2014	2013
		438,830,566	238,325,734
*		251,261,122	211,013,234
		187,569,444	27,312,500
		649,342,999	370,316,785
	/()	3,214,763	(9,333,472)
		<u>54,165,646</u>	<u>54,413,995</u>
		<u>(153,132,024)</u>	<u>(86,910,528)</u>

	(2013)	(2013)	
*	5		416,170,097
(2013	238,325,734)		

16.

		2014	2013
		20,839,801	140,992,416
		442,526	(2,576,612)
		-	162,757,584
		-	26,105,804
		<u>1,021,556</u>	<u>799,798</u>
		<u>22,303,883</u>	<u>328,078,990</u>

()

18.

(1)

	2014	2013
	2,445,274,279	2,762,972,382
	22,303,883	328,078,990
	350,735,912	296,853,580
	6,268,883	31,749,344
	39,805,045	25,503,189
	48,247,948	10,797,556
	68,681,553	8,439,692
	9,687,481	77,099,721
	(1,330,798,932)	(1,730,154,145)
/()	39,899,093	(31,302,579)
()/	(170,178,255)	35,762,746
/()	124,795,725	(211,833,801)
	(38,534,553)	(364,073,416)
	3,214,763	(9,333,472)
	<u>1,619,402,825</u>	<u>1,230,559,787</u>

(2)

	2014	2013
	2,281,561,710	957,695,560
	957,695,560	2,213,432,741
	1,010,747,450	1,897,850,460
	1,897,850,460	1,158,707,352
	<u>436,763,140</u>	<u>(516,594,073)</u>

	2014	2013
	2,281,561,710	957,695,560
	91,633	283,371
	2,281,470,077	957,412,189
	1,010,747,450	1,897,850,460
	<u>3,292,309,160</u>	<u>2,855,546,020</u>

2014 12 31 ()

()

19.

		2014	2013
	(1)	<u>96,383,252</u>	<u>126,012,137</u>
1	2014 12 31 96,383,252 (2013		126,012,137)

2014 12 31 ()

2014

	<u>(%)</u>		#
2,345,062,669	8.36	8.47	0.11
2,501,701,453	8.92	9.03	0.12

2013

	<u>(%)</u>		#
2,125,353,823	7.70	7.65	0.10
2,416,424,929	8.75	8.70	0.11

	2014	2013
	28,059,454,796	27,612,257,755
	27,694,420,027	27,770,319,779

9 -

。(2010)

2014 2013